

OMX NORDIC 40

ISIN: **SE0001809476** WKN: -

Overview

2024/05/10 17:35:05

Price

2,802.2464

EUR

Difference ▲ 0.97% (26.94)

General attributes

ISIN	SE0001809476
Symbol	-
Country	Sweden
Instruments in index	40
Type of index	-
Security type	Index

Market data

Open	2,790.5288 EUR
High	2,807.3123 EUR
Low	2,787.6892 EUR
Close (prev. day)	2,775.3024 EUR
Trading volume (m)	-
Volume (pcs)	-

Top 5

Name	Price	+ - (%)	Trend
NIBE INDUS...	57.20	+4.72	▲
EQT AB	325.60	+4.36	▲
SKANDINAVI...	153.15	+3.83	▲
BOLIDEN AB	369.30	+3.59	▲
SWEDBANK A...	219.40	+3.15	▲

Intraday 1w 1m 6m 1y 3y

Flop 5

Name	Price	+ - (%)	Trend
DANSKE BAN...	190.75	-2.18	▼
GENMAB A/S	2,003.00	-0.45	↔
OERSTED A/...	431.10	-0.44	↔
NOKIA CORP...	3.479	-0.10	↔

5y



Information about previous performance does not guarantee future performance.
Source: FactSet

Recent research

on market		
Date	Headline	Download
2024/05/08	Marktkommentar	Download
2024/04/26	Global Equity Ratings	Download
2024/04/26	Aktienempfehlungen Global	Download
2024/04/03	Global Equity Ratings	Download
2024/04/03	Aktienempfehlungen Global	Download

Intraday 1w 1m 6m 1y 3y

Futures and Options

Related Futures -

Related Options -

Details

2024/05/10 17:35:05

Price

2,802.2464

EUR

Difference



0.97% (26.94)

General attributes

ISIN SE0001809476

Symbol -

Country Sweden

Security type Index

Instruments in index 40

Market data

Open 2,790.5288 EUR

High 2,807.3123 EUR

Low 2,787.6892 EUR

Close (prev. day) 2,775.3024 EUR

Trading volume (m) -

Volume (pcs) -

Performance and Risk

	6m	1y	3y
Perf (%)	+21.44%	+19.61%	+27.90%
Perf (abs.)	+494.70	+459.39	+611.22
Beta	-	-	-
Volatility	11.83	13.84	17.47




















Information about previous performance does not guarantee future performance.
Source: FactSet

Price data

Ø price 5 days Ø volume 5 days (pcs.)	2,759.8605 EUR (0)
Ø price 30 days Ø volume 30 days (pcs.)	2,742.3911 EUR (0)
Ø price 100 days Ø volume 100 days (pcs.)	2,671.4006 EUR (0)
Ø price 250 days Ø volume 250 days (pcs.)	2,457.5312 EUR (0)
YTD High date	2,856.2354 EUR (2024/03/14)
YTD Low date	2,485.3298 EUR (2024/01/17)
52 Weeks High date	2,856.2354 EUR (2024/03/14)
52 Weeks Low date	2,207.6425 EUR (2023/10/26)

Composition

Name  ISIN	Price	Diff %  Diff +/-	Performance 	Date Time	Turnover Pc.  Turnover Money 
A.P. MOLLER-MAERSK B DK0010244508	10,435.00	2.86% 290.00		24/05/08 16:59:41	24,703 254,651,015.00
ABB LTD CH0012221716	562.80	1.22% 6.80		24/05/10 17:29:53	506,181 283,847,442.10
ALFA LAVAL AB SE0000695876	486.80	1.88% 9.00		24/05/10 17:29:51	686,880 333,795,131.50
ASSA ABLOY AB SER. B SE0007100581	315.40	2.84% 8.70		24/05/10 17:29:55	2,441,462 769,730,492.75
ASTRAZENECA PLC GB0009895292	1,679.50	0.27% 4.50		24/05/10 17:29:48	161,665 270,927,622.75
ATLAS COPCO AB SER. A SE0017486889	202.50	1.38% 2.75		24/05/10 17:29:57	3,614,908 730,840,155.30
ATLAS COPCO AB SER. B SE0017486897	175.70	1.27% 2.20		24/05/10 17:29:46	1,352,595 236,829,611.91
BOLIDEN AB SE0020050417	369.30	3.59% 12.80		24/05/10 17:29:55	1,268,427 467,366,703.95
CARLSBERG A/S SER. 'B' DK0010181759	956.20	2.16% 20.20		24/05/08 16:59:40	257,831 246,763,559.01
COLOPLAST A/S SER. B DK0060448595	845.20	0.33% 2.80		24/05/08 16:59:46	227,826 192,252,611.39
DANSKE BANK A/S DK0010274414	190.75	-2.18% -4.25		24/05/08 16:59:53	2,487,597 476,756,020.88
DSV A/S DK0060079531	1,018.50	0.20% 2.00		24/05/08 16:59:53	352,176 358,016,485.75
EQT AB SE0012853455	325.60	4.36% 13.60		24/05/10 17:29:32	1,275,962 414,582,538.50
ERICSSON(LM)TEL SE0000108656	58.20	0.24% 0.14		24/05/10 17:29:48	5,220,623 304,696,006.94
ESSITY AB SER'B'NPV SE0009922164	279.10	0.54% 1.50		24/05/10 17:29:57	1,263,681 352,286,228.20
EVOLUTION AB SE0012673267	1,240.00	0.40% 5.00		24/05/10 17:29:33	380,986 472,605,631.25
GENMAB A/S DK0010272202	2,003.00	-0.45% -9.00		24/05/08 16:59:49	98,861 198,799,335.50
HENNES & MAURITZ AB 'B' SE0000106270	170.55	1.76% 2.95		24/05/10 17:29:44	1,866,763 316,979,716.44
HEXAGON AB SER. B SE0015961909	122.05	0.74% 0.90		24/05/10 17:29:33	2,969,346 362,561,019.01
INVESTOR AB SER. A SE0015811955	280.30	0.90% 2.50		24/05/10 17:29:50	359,530 100,796,169.70
INVESTOR AB SER. B SE0015811963	282.35	1.20% 3.35		24/05/10 17:29:32	2,660,951 750,487,771.21
KONE OYJ FI0009013403	49.31	2.73% 1.31		24/05/10 17:29:50	744,223 36,626,150.24
NESTE CORPORATION FI0009013296	22.45	2.89% 0.63		24/05/10 17:29:40	1,674,161 37,484,128.18
NIBE INDUSTRIER AB SER. B SE0015988019	57.20	4.72% 2.58		24/05/10 17:29:51	8,227,789 469,365,128.15
NOKIA CORPORATION FI0009000681	3.479	-0.10% -0.00		24/05/10 17:29:59	13,863,768 48,396,259.57

NORDEA BANK ABP FI4000297767	132.30	2.04% 2.65		24/05/10 17:29:47	3,213,396 423,054,731.74
NOVO-NORDISK AS B DK0062498333	883.20	0.07% 0.60		24/05/08 16:59:34	2,737,501 2,425,228,044.85
NOVONESIS A/S SER. B DK0060336014	418.40	1.01% 4.20		24/05/08 16:59:34	625,917 261,528,251.60
OERSTED A/S DK0060094928	431.10	-0.44% -1.90		24/05/08 16:59:49	537,808 231,046,205.55
PANDORA A/S DK0060252690	1,131.50	1.75% 19.50		24/05/08 16:59:59	184,318 207,725,997.75
SAMPO PLC 'A' FI4000552500	39.43	2.28% 0.88		24/05/10 17:29:56	843,496 33,122,351.40
SANDVIK AB SE0000667891	233.10	0.09% 0.20		24/05/10 17:29:56	1,734,359 404,775,029.25
SKANDINAVISKA ENSKILDA BA... SE0000148884	153.15	3.83% 5.65		24/05/10 17:29:54	3,732,536 568,316,438.08
STORA ENSO OYJ R FI0009005961	13.115	1.39% 0.18		24/05/10 17:29:38	1,005,781 13,074,209.38
SVENSKA CELLULOSA AB SCA ... SE0000112724	165.30	1.04% 1.70		24/05/10 17:29:55	888,954 146,935,713.85
SVENSKA HANDELSBANKEN AB ... SE0007100599	98.30	2.61% 2.50		24/05/10 17:29:44	8,164,939 799,797,533.59
SWEDBANK AB SER A SE0000242455	219.40	3.15% 6.70		24/05/10 17:29:31	2,654,192 577,270,627.55
UPM KYMMENE OYJ FI0009005987	34.46	1.29% 0.44		24/05/10 17:29:42	1,085,933 37,427,036.46
VESTAS WIND SYSTEMS A/S DK0061539921	191.05	2.00% 3.75		24/05/08 16:59:35	2,257,691 425,728,592.29
VOLVO AB SER. B SE0000115446	282.60	2.02% 5.60		24/05/10 17:29:42	3,290,108 928,750,400.35