

SONOVA HOLDING AG

ISIN: CH0012549785 WKN: 1254978

Overview

2019/06/28 08:00:52

Price
196.05 EURDifference  0.05% (0.10)

General attributes

ISIN	CH0012549785
Symbol	SOON
Exchange	Hanover
Currency	EUR
Sector	Chemical / Pharmaceutical / Health
Security type	Stock
Market cap (m)	16,557 EUR
Benchmark	SWISS MARKET INDEX

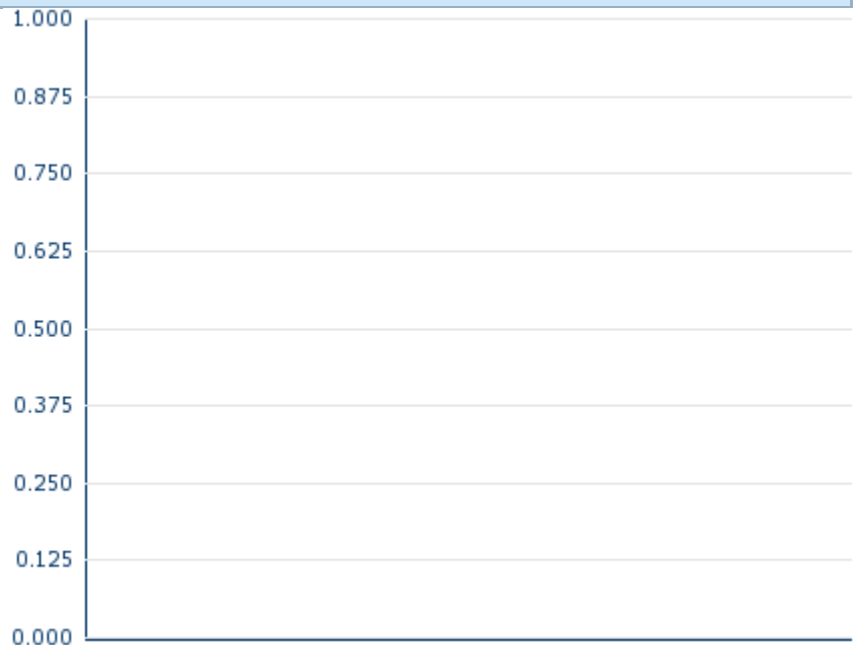
Market data

Bid (Bid size)	-
Ask (Ask size)	-
Open	196.05 EUR
High	196.05 EUR
Low	196.05 EUR
Close (prev. day)	195.95 EUR
VWAP	-
Volume (pcs)	0
Trading volume	0.00
Number of trades	2
Last size	0

Futures and Options



Related Futures	15
Related Options	-

5y



Information about previous performance does not guarantee future performance.
Source: FactSet

Recent research

	on sector	on market	
Date		Headline	Download
2024/07/15		Aktienempfehlungen Global	
2024/07/12		Global Equity Ratings	
2024/07/09		Aktienempfehlungen Österreich	
2024/06/24		Aktienempfehlungen Österreich	
2024/06/21		Global Equity Ratings	

Details

2019/06/28 08:00:52

Price

196.05 EUR

Difference ▲ 0.05% (0.10)

General attributes

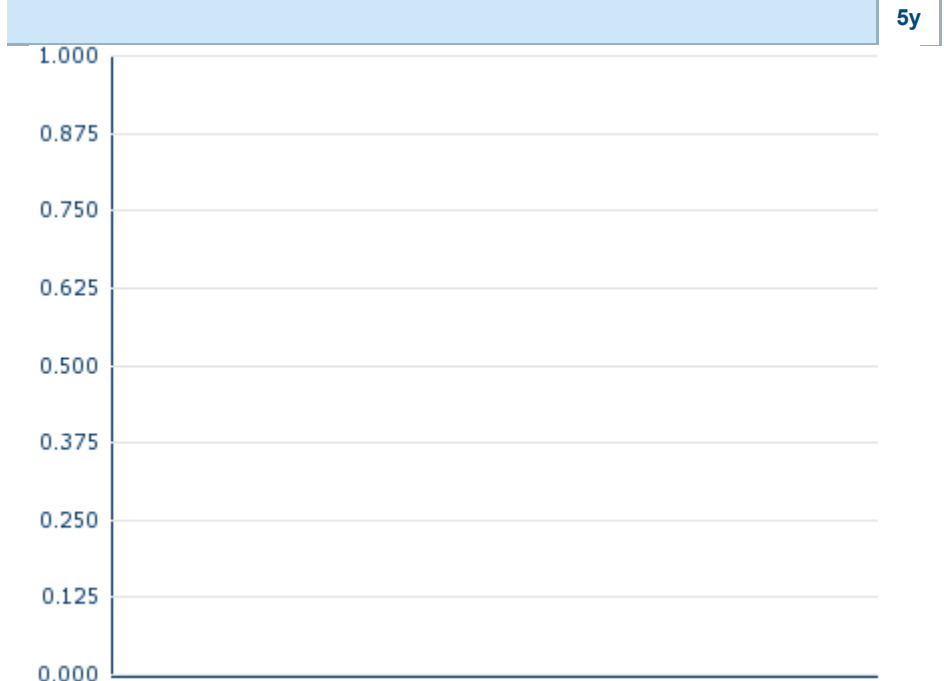
ISIN	CH0012549785
Symbol	SOON
Exchange	Hanover
Currency	EUR
Sector	Chemical / Pharmaceutical / Health
Security type	Stock
Market cap (m)	16,557 EUR
Benchmark	SWISS MARKET INDEX

Market data

Bid (Bid size)	-
Ask (Ask size)	-
Open	196.05 EUR
High	196.05 EUR
Low	196.05 EUR
Close (prev. day)	195.95 EUR
VWAP	-
Volume (pcs)	0
Trading volume	0.00
Number of trades	2
Last size	0

Performance and Risk

	6m	1y	3y
Perf (%)	+39.89%	+28.85%	+73.40%
Perf (abs.)	+55.90	+43.90	+82.99
Beta	0.94	1.05	1.31
Volatility	23.60	26.43	22.23



Information about previous performance does not guarantee future performance.
Source: FactSet

Price data

Ø price 5 days Ø volume 5 days (pcs.)	198.27 EUR (0)
Ø price 30 days Ø volume 30 days (pcs.)	196.96 EUR (0)
Ø price 100 days Ø volume 100 days (pcs.)	179.23 EUR (0)
Ø price 250 days Ø volume 250 days (pcs.)	163.27 EUR (0)
YTD High date	208.20 EUR (2019/06/20)
YTD Low date	140.30 EUR (2019/01/02)
52 Weeks High date	208.20 EUR (2019/06/20)
52 Weeks Low date	128.50 EUR (2018/11/21)

Arbitrage views

Exchange ⊕	Date	Time	Price	Trading volume (mio.)	Number of trades
SIX Swiss Exchange	2024/07/16	17:30	271.20 CHF	26.21	1,922
London Stock Exchange European Trade Reporting	2024/07/16	17:20	272.20 CHF	0.00	3
Hanover	2019/06/28	08:00	196.05 EUR	0.00	2
Frankfurt	2019/06/28	10:14	199.15 EUR	0.02	2

FINRA other OTC Issues	2024/ 07/11	21:39	307.495 USD	0.02	2
Duesseldorf	2019/ 06/28	08:11	197.05 EUR	0.00	2
Berlin	2019/ 06/28	15:59	198.40 EUR	0.00	4

Company profile

Company Logo



Contact Details

SONOVA HOLDING AG

--

Laubisrütistrasse 28 - 8712 Stäfa

Telefon: +41-58-928-33-33

Fax: +

E-mail: info@sonova.com

Company Profile

-

Members of Management Board

Arnd Kaldowski	Chairman of Managing Board
Birgit Conix	Member of Executive Committee
Katya Kruglova	Member of Executive Committee
Lilika Beck	Member of Executive Committee
Ludger Althoff	Member of Executive Committee
Oliver Lux	Member of Executive Committee
Robert Woolley	Member of Executive Committee
Victoria E. Carr-Brendel	Member of Executive Committee

Board of directors

Lukas Braunschweiler	Member of the administrative board
Adrian Widmer	Member of the administrative board
Gilbert Achermann	Member of the administrative board
Grégory Behar	Member of the administrative board
Julie Tay	Member of the administrative board
Lynn Bleil	Member of the administrative board
Roland Diggelmann	Member of the administrative board
Stacy Seng	Member of the administrative board
Wolbrand Teunis C. van der Vis	Member of the administrative board
Robert Spoerry	Chairman of the administrative board