

## FRONTLINE PLC

ISIN: CY0200352116

WKN: M46528101

## Overview

2024/07/26 08:01:18

Price

21.96 EUR

Difference  -2.44% (-0.55)

## General attributes

ISIN CY0200352116

Symbol FRO

Exchange Hamburg

Currency EUR

Sector Transport

Security type Stock

Market cap (m) 4,840 EUR

Benchmark MSCI WORLD INDEX (STRD, UHD)

## Market data

Bid (Bid size) -

Ask (Ask size) -

Open 21.96 EUR

High 21.96 EUR

Low 21.96 EUR

Close (prev. day) 22.51 EUR

VWAP -

Volume (pcs) 0

Trading volume 0.00

Number of trades 3

Last size 0

## Futures and Options

Related Futures 30

Related Options -

5y










Information about previous performance does not guarantee future performance.

Source: FactSet

## Recent research

on sector

Date	Headline	Download
2024/07/24	 Global Equity Ratings	
2024/07/24	 Aktienempfehlungen Global	
2024/07/15	 Aktienempfehlungen Global	
2024/07/12	 Global Equity Ratings	
2024/07/09	 Aktienempfehlungen Österreich	

## Details

2024/07/26 08:01:18

## Price

21.96 EUR

Difference ▼ -2.44% (-0.55)

## General attributes

ISIN	CY0200352116
Symbol	FRO
Exchange	Hamburg
Currency	EUR
Sector	Transport
Security type	Stock
Market cap (m)	4,840 EUR
Benchmark	MSCI WORLD INDEX (STRD, UHD)

## Market data

Bid (Bid size)	-
Ask (Ask size)	-
Open	21.96 EUR
High	21.96 EUR
Low	21.96 EUR
Close (prev. day)	22.51 EUR
VWAP	-
Volume (pcs)	0
Trading volume	0.00
Number of trades	3
Last size	0

## Performance and Risk

	6m	1y	3y
Perf (%)	+9.80%	+55.19%	+225.82%
Perf (abs.)	+1.96	+7.81	+15.22
Beta	0.88	0.36	0.74
Volatility	36.71	37.27	48.66

5y



Information about previous performance does not guarantee future performance.  
Source: FactSet

## Price data

Ø price 5 days   Ø volume 5 days (pcs.)	22.58 EUR (0)
Ø price 30 days   Ø volume 30 days (pcs.)	22.79 EUR (24)
Ø price 100 days   Ø volume 100 days (pcs.)	23.00 EUR (19)
Ø price 250 days   Ø volume 250 days (pcs.)	20.49 EUR (149)
YTD High   date	26.71 EUR (2024/05/22)
YTD Low   date	18.34 EUR (2024/01/02)
52 Weeks High   date	26.71 EUR (2024/05/22)
52 Weeks Low   date	13.98 EUR (2023/07/27)

## All listings for FRONTLINE PLC

Exchange	Date	Time	Price	Trading volume (mio.)	Number of trades
Tradegate	2024/07/26	22:26	21.71 EUR	0.13	23
Stuttgart	2024/07/26	15:33	22.14 EUR	0.01	11
NYSE	2024/07/26	22:00	23.59 USD	19.52	9,532
Munich	2024/07/26	08:00	21.96 EUR	0.00	2
London Stock Exchange	2024/	09:33	257.50 NOK	0.21	2

European Trade Reporting	04/02					
Hanover	2024/ 07/26	08:01	21.80 EUR	0.00	3	
Hamburg	2024/ 07/26	08:01	21.96 EUR	0.00	3	
Frankfurt	2024/ 07/26	10:50	22.08 EUR	0.00	1	
First North Stockholm	2024/ 07/26	18:00	259.80 NOK	0.16	3	
Duesseldorf	2024/ 07/26	19:31	21.64 EUR	0.00	7	
Berlin	2024/ 07/26	08:52	22.09 EUR	0.00	1	

## Company profile

### Company Logo



### Company Profile

-

### Contact Details

FRONTLINE PLC

--

John Kennedy, Iris Building, 7th floor, Flat/  
Office 740B 8 3106 Limassol

Telefon: +1 441 295 6935

Fax: -

E-mail: -