

TRLIBID/TRLIBOR FIXING 1 MONTH

ISIN: -

2022/06/30 10:16:16

5y

Price
14.5938 %

Difference  0.00 (0 Bp)

General attributes

ISIN -
Symbol -.OTD
Exchange OTC Data Services
Security type Interest rate

Market data

Open 14.5938%
Close (prev. day) 14.5938%

Performance and Risk

	6m	1y	3y
Perf (%)	-0.33%	-26.85%	-40.84%
Perf (abs.)	-0.05	-5.36	-10.07
Beta	-	-	-
Volatility	0.53	16.42	22.97

Futures and Options

Related Futures -
Related Options -












Information about previous performance does not guarantee future performance.
Source: FactSet

Price data

Ø price 5 days Ø volume 5 days (pcs.)	14.5939 % (0)
Ø price 30 days Ø volume 30 days (pcs.)	14.5938 % (0)
Ø price 100 days Ø volume 100 days (pcs.)	14.6055 % (0)
Ø price 250 days Ø volume 250 days (pcs.)	16.3948 % (0)
YTD High date	14.6414 % (2022/01/03)
YTD Low date	14.5938 % (2022/05/05)
52 Weeks High date	19.9500 % (2021/07/08)
52 Weeks Low date	14.5938 % (2022/05/05)

Recent research

on market			
Date		Headline	Download
2024/04/19		Week Ahead	
2024/04/19		Wochenausblick	
2024/04/18		CEE corporate bond rally	
2024/04/18		Die Rally bei CEE-Corporate Bonds	
2024/04/18		HDZ relative winner of elections	