

TRLIBID/TRLIBOR FIXING 1 WEEK

ISIN: -

2022/06/30 10:16:16

Price
14.5936 %

Difference  0.00 (0 Bp)

General attributes

| | |
|---------------|-------------------|
| ISIN | - |
| Symbol | -.OTD |
| Exchange | OTC Data Services |
| Security type | Interest rate |

Market data

| | |
|-------------------|----------|
| Open | 14.5936% |
| Close (prev. day) | 14.5936% |

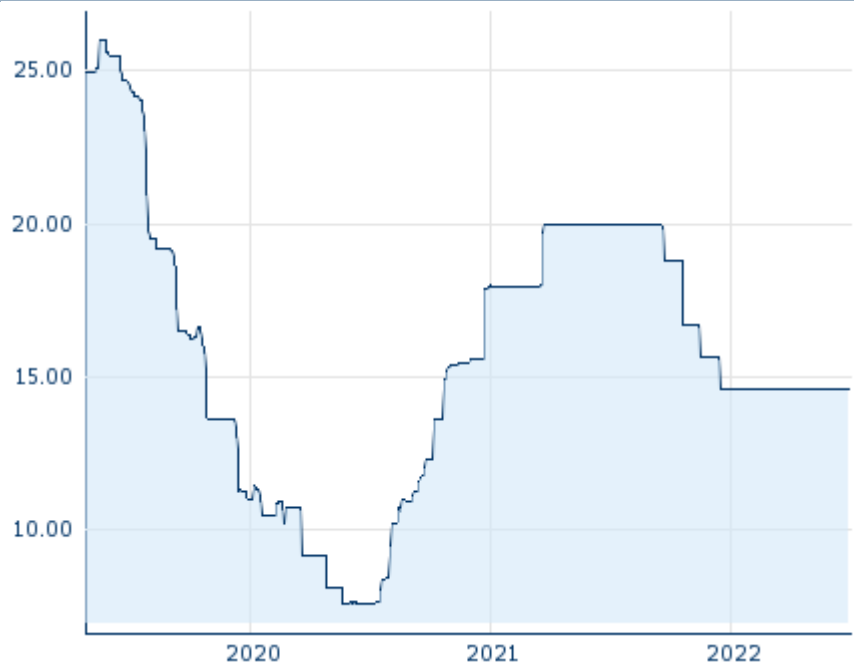
Performance and Risk

| | 6m | 1y | 3y |
|-------------|--------|---------|---------|
| Perf (%) | -0.07% | -26.85% | -40.78% |
| Perf (abs.) | -0.01 | -5.36 | -10.05 |
| Beta | - | - | - |
| Volatility | 0.10 | 16.45 | 25.22 |

Futures and Options

| | |
|-----------------|---|
| Related Futures | - |
| Related Options | - |

5y












Information about previous performance does not guarantee future performance.
Source: FactSet

Price data

| | |
|---|------------------------|
| Ø price 5 days Ø volume 5 days (pcs.) | 14.5935 % (0) |
| Ø price 30 days Ø volume 30 days (pcs.) | 14.5936 % (0) |
| Ø price 100 days Ø volume 100 days (pcs.) | 14.5936 % (0) |
| Ø price 250 days Ø volume 250 days (pcs.) | 16.3864 % (0) |
| YTD High date | 14.6040 % (2022/01/03) |
| YTD Low date | 14.5928 % (2022/03/17) |
| 52 Weeks High date | 19.9500 % (2021/07/07) |
| 52 Weeks Low date | 14.5928 % (2022/03/17) |

Recent research

| on market | | | |
|------------|---|-----------------------------------|---|
| Date | | Headline | Download |
| 2024/04/19 |  | Week Ahead |  |
| 2024/04/19 |  | Wochenausblick |  |
| 2024/04/18 |  | CEE corporate bond rally |  |
| 2024/04/18 |  | Die Rally bei CEE-Corporate Bonds |  |
| 2024/04/18 |  | HDZ relative winner of elections |  |