

# PHARMA EQUITY GROUP A/S 'A'

ISIN: **DK0061155009** WKN: -

## Overview

2018/05/21 17:59:37

**Price**  
0.40 DKK

**Difference**  -0.99% (-0.00)

### General attributes

ISIN	DK0061155009
Symbol	PEG A
Exchange	London Stock Exchange
Currency	DKK
Sector	Financial
Security type	Stock
Market cap (m)	26 EUR
Benchmark	OMX COPENHAGEN 20


### Market data

Bid (Bid size)	-
Ask (Ask size)	-
Open	0.40 DKK
High	0.40 DKK
Low	0.40 DKK
Close (prev. day)	0.404 DKK
VWAP	-
Volume (pcs)	-
Trading volume	-
Number of trades	1
Last size	-

### Futures and Options


Related Futures	-
Related Options	-

5y



Information about previous performance does not guarantee future performance.  
**Source:** FactSet

### Recent research

on sector			
Date		Headline	Download
2024/05/03		Equity Weekly	
2024/04/29		Aktienempfehlungen Österreich	
2024/04/26		Global Equity Ratings	
2024/04/26		Aktienempfehlungen Global	
2024/04/19		Equity Weekly	

## Details

2018/05/21 17:59:37

**Price**  
0.40 DKK

**Difference**  -0.99% (-0.00)

### General attributes

ISIN	DK0061155009
Symbol	PEG A
Exchange	London Stock Exchange
Currency	DKK
Sector	Financial
Security type	Stock
Market cap (m)	26 EUR
Benchmark	OMX COPENHAGEN 20


### Market data

Bid (Bid size)	-
Ask (Ask size)	-
Open	0.40 DKK
High	0.40 DKK
Low	0.40 DKK
Close (prev. day)	0.404 DKK
VWAP	-
Volume (pcs)	-
Trading volume	-
Number of trades	1
Last size	-

### Performance and Risk

	6m	1y	3y
Perf (%)	-	-	-
Perf (abs.)	-	-	-
Beta	-0.31	0.11	0.40
Volatility	-	-	-

5y



Information about previous performance does not guarantee future performance.  
Source: FactSet

### Price data

Ø price 5 days   Ø volume 5 days (pcs.)	0.40 DKK (0)
Ø price 30 days   Ø volume 30 days (pcs.)	0.41 DKK (0)
Ø price 100 days   Ø volume 100 days (pcs.)	- DKK (0)
Ø price 250 days   Ø volume 250 days (pcs.)	- DKK (0)
YTD High   date	0.60 DKK (2018/01/17)
YTD Low   date	0.36 DKK (2018/04/10)
52 Weeks High   date	0.60 DKK (2018/01/17)
52 Weeks Low   date	0.36 DKK (2018/04/10)

### All listings for PHARMA EQUITY GROUP A/S 'A'

Exchange 	Date	Time	Price	Trading volume (mio.)	Number of trades
Nasdaq Copenhagen	2024/05/08	16:59	0.189 DKK	1.33	121
London Stock Exchange	2018/05/21	17:59	0.40 DKK	0.00	1

## Company profile

### Company Logo

 Pharma Equity Group A/S

### Company Profile

-

### Contact Details

PHARMA EQUITY GROUP

--

Slotsmarken 2. th. 18 2970 Horsholm

Telefon: +45 40 22 21 14

Fax: -

E-mail: [info@pharmaequitygroup.com](mailto:info@pharmaequitygroup.com)