

## ENEL SPA EUR1

ISIN: IT0003128367

WKN: MTA-ENEL

## Overview

2024/07/26 17:35:46

Price

6.666 EUR

Difference  0.12% (0.01)

## General attributes

ISIN	IT0003128367
Symbol	ENEL
Exchange	Xetra
Currency	EUR
Sector	Utilities
Security type	Stock
Market cap (m)	67,750 EUR
Benchmark	FTSE MIB INDEX

## Market data

Bid (Bid size)	-
Ask (Ask size)	-
Open	6.678 EUR
High	6.685 EUR
Low	6.627 EUR
Close (prev. day)	6.658 EUR
VWAP	6.66148 EUR
Volume (pcs)	34,071
Trading volume	226,963.18
Number of trades	34
Last size	1

## Futures and Options

Related Futures	54
Related Options	-










5y



Information about previous performance does not guarantee future performance.

Source: FactSet

## Recent research

on sector		on market	
Date		Headline	Download
2024/07/26		Equity Weekly	
2024/07/24		Global Equity Ratings	
2024/07/24		Aktienempfehlungen Global	
2024/07/15		Aktienempfehlungen Global	
2024/07/12		Global Equity Ratings	

## Details

2024/07/26 17:35:46

## Price

6.666 EUR

Difference ▲ 0.12% (0.01)

## General attributes

ISIN	IT0003128367
Symbol	ENEL
Exchange	Xetra
Currency	EUR
Sector	Utilities
Security type	Stock
Market cap (m)	67,750 EUR
Benchmark	FTSE MIB INDEX

## Market data

Bid (Bid size)	-
Ask (Ask size)	-
Open	6.678 EUR
High	6.685 EUR
Low	6.627 EUR
Close (prev. day)	6.658 EUR
VWAP	6.66148 EUR
Volume (pcs)	34,071
Trading volume	226,963.18
Number of trades	34
Last size	1

## Performance and Risk

	6m	1y	3y
Perf (%)	+6.37%	+7.12%	-17.56%
Perf (abs.)	+0.40	+0.44	-1.42
Beta	0.68	0.76	0.87
Volatility	18.31	17.66	25.05

5y



Information about previous performance does not guarantee future performance.  
Source: FactSet

## Price data

Ø price 5 days   Ø volume 5 days (pcs.)	6.614 EUR (20,189)
Ø price 30 days   Ø volume 30 days (pcs.)	6.621 EUR (21,784)
Ø price 100 days   Ø volume 100 days (pcs.)	6.396 EUR (34,599)
Ø price 250 days   Ø volume 250 days (pcs.)	6.262 EUR (31,305)
YTD High   date	6.930 EUR (2024/07/12)
YTD Low   date	5.670 EUR (2024/04/10)
52 Weeks High   date	6.930 EUR (2024/07/12)
52 Weeks Low   date	5.465 EUR (2023/10/06)

## All listings for ENEL SPA EUR1

Exchange <span>📍</span>	Date	Time	Price	Trading volume (mio.)	Number of trades
Xetra	2024/07/26	17:35	6.666 EUR	0.23	34
Vienna Stock Exchange	2024/07/26	17:32	6.66 EUR	0.00	5
Tradegate	2024/07/26	22:26	6.685 EUR	0.68	67
Stuttgart	2024/07/26	17:15	6.663 EUR	0.07	21
Munich	2024/	08:04	6.667 EUR	0.00	1

	07/26					
London Stock Exchange European Trade Reporting	2024/ 07/26	17:30	6.6775 EUR	0.00		4
Hanover	2024/ 07/26	08:01	6.667 EUR	0.00		3
Hamburg	2024/ 07/26	12:45	6.676 EUR	0.00		2
Frankfurt	2024/ 07/26	14:32	6.673 EUR	0.02		7
FINRA other OTC Issues	2024/ 07/26	16:28	7.2725 USD	0.00		2
Euronext Milan MTF Trading After Hours	2024/ 07/26	20:26	6.68 EUR	0.19		30
Euronext Milan	2024/ 07/26	17:44	6.67 EUR	137.86		11,507
Duesseldorf	2024/ 07/26	19:31	6.652 EUR	0.00		7
Berlin	2024/ 07/26	17:17	6.663 EUR	0.00		3

# Company profile

## Company Logo

### Contact Details

ENEL SPA

--

Viale Regina Margherita, 137 - 00198 Rome

Telefon: +

Fax: +

E-mail: -

## Company Profile

-

### Members of Management Board

Flavio Cattaneo Chairman of Managing Board

Paolo Scaroni Member of Executive Committee

### Board of directors

Paolo Scaroni Chairman of Supervisory Board

Alessandra Stabilini Member of Supervisory Board

Alessandro Zehenter Member of Supervisory Board

Andrea Mascetti Member of Supervisory Board

Dario Frigerio Member of Supervisory Board

Fiammetta Salmoni Member of Supervisory Board

Johanna Arbib Member of Supervisory Board

Mario Corsi Member of Supervisory Board

Olga Cuccurullo Member of Supervisory Board