

SAP SE

ISIN: DE0007164600

WKN: 716460

Overview

2024/04/25 08:16:06

Price

174.30 EUR

Difference  -0.76% (-1.34)

General attributes

| | |
|----------------|--------------|
| ISIN | DE0007164600 |
| Symbol | SAP |
| Exchange | Hanover |
| Currency | EUR |
| Sector | Software |
| Security type | Stock |
| Market cap (m) | 198,662 EUR |
| Benchmark | GERMANY DAX |

Market data

| | |
|-------------------|-----------------|
| Bid (Bid size) | 172.12 EUR (59) |
| Ask (Ask size) | 172.30 EUR (59) |
| Open | 174.30 EUR |
| High | 174.30 EUR |
| Low | 174.30 EUR |
| Close (prev. day) | 175.64 EUR |
| VWAP | 95.97 EUR |
| Volume (pcs) | 0 |
| Trading volume | 0.00 |
| Number of trades | 1 |
| Last size | 0 |

Futures and Options

| | |
|-----------------|----|
| Related Futures | 53 |
| Related Options | - |









5y



Information about previous performance does not guarantee future performance.

Source: FactSet

Recent research

| on instrument | on sector | on market |
|---------------|---|---|
| Date | Headline | Download |
| 2024/04/03 |  Global Equity Ratings |  |
| 2024/04/03 |  Aktienempfehlungen Global |  |
| 2024/03/13 |  Global Equity Ratings |  |
| 2024/03/13 |  Aktienempfehlungen Global |  |
| 2024/02/22 |  Aktienempfehlungen Global |  |

Details

2024/04/25 08:16:06

Price

174.30 EUR

Difference 📉 -0.76% (-1.34)

General attributes

| | |
|----------------|--------------|
| ISIN | DE0007164600 |
| Symbol | SAP |
| Exchange | Hanover |
| Currency | EUR |
| Sector | Software |
| Security type | Stock |
| Market cap (m) | 198,662 EUR |
| Benchmark | GERMANY DAX |

Market data

| | |
|-------------------|-----------------|
| Bid (Bid size) | 172.12 EUR (59) |
| Ask (Ask size) | 172.30 EUR (59) |
| Open | 174.30 EUR |
| High | 174.30 EUR |
| Low | 174.30 EUR |
| Close (prev. day) | 175.64 EUR |
| VWAP | 95.97 EUR |
| Volume (pcs) | 0 |
| Trading volume | 0.00 |
| Number of trades | 1 |
| Last size | 0 |

Performance and Risk

| | 6m | 1y | 3y |
|-------------|---------|---------|---------|
| Perf (%) | +41.97% | +45.61% | +47.10% |
| Perf (abs.) | +51.92 | +55.02 | +56.24 |
| Beta | 1.25 | 1.08 | 0.92 |
| Volatility | 22.03 | 20.52 | 23.19 |

5y



Information about previous performance does not guarantee future performance.

Source: FactSet

Price data

| | |
|---|-------------------------|
| Ø price 5 days Ø volume 5 days (pcs.) | 170.28 EUR (7) |
| Ø price 30 days Ø volume 30 days (pcs.) | 174.69 EUR (104) |
| Ø price 100 days Ø volume 100 days (pcs.) | 160.78 EUR (109) |
| Ø price 250 days Ø volume 250 days (pcs.) | 139.67 EUR (83) |
| YTD High date | 183.38 EUR (2024/03/27) |
| YTD Low date | 135.02 EUR (2024/01/05) |
| 52 Weeks High date | 183.38 EUR (2024/03/27) |
| 52 Weeks Low date | 119.32 EUR (2023/07/27) |

Arbitrage views

| Exchange 📍 | Date | Time | Price | Trading volume (mio.) | Number of trades |
|-------------------------|------------|-------|------------|-----------------------|------------------|
| Xetra | 2024/04/25 | 17:38 | 170.20 EUR | 388.45 | 30,520 |
| Vienna Stock Exchange | 2024/04/25 | 17:32 | 170.54 EUR | 0.00 | 2 |
| Tradegate | 2024/04/25 | 20:26 | 172.12 EUR | 7.62 | 610 |
| Stuttgart | 2024/04/25 | 20:25 | 172.08 EUR | 1.33 | 189 |

| | | | | | |
|---|----------------|-------|---------------|------|----|
| SIX Swiss Exchange | 2020/ 04/02 | 17:36 | 140.20 CHF | 0.00 | 1 |
| SIX Swiss Exchange | 2020/ 04/01 | 17:35 | 104.40 EUR | 0.00 | 1 |
| Munich | 2024/ 04/25 | 17:08 | 170.78 EUR | 0.12 | 6 |
| London Stock Exchange European Trade Reporting | 2024/ 04/25 | 17:30 | 171.18 EUR | 1.96 | 5 |
| Hanover | 2024/ 04/25 | 08:16 | 174.30 EUR | 0.00 | 1 |
| Hamburg | 2024/ 04/25 | 10:32 | 173.00 EUR | 0.00 | 2 |
| Frankfurt | 2024/ 04/25 | 19:06 | 171.26 EUR | 0.24 | 28 |
| FINRA other OTC Issues | 2024/ 04/25 | 20:16 | 180.854 USD | 0.78 | 42 |
| Euronext Milan MTF Trading After Hours | 2024/ 04/04 | 18:27 | 183.38 EUR | 0.00 | 1 |
| Euronext Milan MTF Global Equity Market | 2024/ 04/25 | 17:44 | 170.82 EUR | 0.13 | 18 |
| Duesseldorf | 2024/ 04/25 | 19:30 | 171.04 EUR | 0.00 | 4 |
| Budapest Stock Exchange | 2024/ 04/19 | 17:19 | 66,000.00 HUF | 0.59 | 1 |
| Bucharest Stock Exchange | 2024/ 04/25 | 15:31 | 850.00 RON | 0.02 | 1 |
| Berlin | 2024/ 04/25 | 16:20 | 170.38 EUR | 0.01 | 3 |

Company profile

Company Logo



Contact Details

SAP SE

- -

Dietmar-Hopp-Allee 16 - 69190 Walldorf

Telefon: +49-6227-747474

Fax: +49-6227-757575

E-mail: info@sap.com

Company Profile

-

Members of Management Board

| | |
|--------------------|-------------------------------|
| Christian Klein | Chairman of Managing Board |
| Dominik Asam | Member of Executive Committee |
| Gina Vargiu-Breuer | Member of Executive Committee |
| Juergen Mueller | Member of Executive Committee |
| Julia White | Member of Executive Committee |
| Scott Russell | Member of Executive Committee |
| Thomas Saueressig | Member of Executive Committee |

Board of directors

| | |
|---------------------------|-------------------------------|
| Hasso Plattner | Chairman of Supervisory Board |
| Friederike Rotsch | Member of Supervisory Board |
| Gunnar Wiedenfels | Member of Supervisory Board |
| Qi Lu | Member of Supervisory Board |
| Rouven Westphal | Member of Supervisory Board |
| Aicha S. Evans | Member of Supervisory Board |
| Christine Regitz | Member of Supervisory Board |
| Gerhard Oswald | Member of Supervisory Board |
| Heike Steck | Member of Supervisory Board |
| Helmut Stengele | Member of Supervisory Board |
| James Wright | Member of Supervisory Board |
| Jeanette Anttila | Member of Supervisory Board |
| Lars Lamadé | Member of Supervisory Board |
| Manuela Asche-Holstein | Member of Supervisory Board |
| Margret Klein-Magar | Member of Supervisory Board |
| Monika Kovachka-Dimitrova | Member of Supervisory Board |
| Peter Lengler | Member of Supervisory Board |
| Punit Renjen | Member of Supervisory Board |
| Xin Zhe Li | Member of Supervisory Board |