

SWISS MARKET INDEX

ISIN: **CH0009980894** WKN: -

Overview

2024/07/26 17:30:46

Price

12,241.49 CHF

Difference ▲ 1.12% (135.95)

General attributes

ISIN	CH0009980894
Symbol	SMI
Country	Switzerland
Instruments in index	20
Type of index	Price Index
Security type	Index

Top 5

Name	Price	+ - (%)	Trend
LONZA GROU...	581.00	+3.79	▲
ROCHE HOLD...	286.00	+3.06	▲
COMPAGNIE ...	134.90	+2.82	▲
ABB LTD	48.22	+2.07	▲
LOGITECH I...	78.84	+1.47	▲

Intraday 1w 1m 6m 1y 3y

Flop 5

Name	Price	+ - (%)	Trend
NESTLÉ SA	87.92	-1.01	▼
KUEHNE & N...	267.70	-0.22	▼

Intraday 1w 1m 6m 1y 3y



More information on countries & regions

[➤ Markets by Region](#)



Information about previous performance does not guarantee future performance. Source: FactSet

Recent research

on market		
Date	Headline	Download
2024/07/15	Aktienempfehlungen Global	
2024/07/12	Global Equity Ratings	
2024/07/03	Global Strategy 3Q 2024	
2024/07/03	Global Strategy 3Q 2024	
2024/06/21	Global Equity Ratings	

Details

2024/07/26 17:30:46

Price

12,241.49 CHF

Difference ▲ 1.12% (135.95)

General attributes

ISIN CH0009980894

Symbol SMI

Country Switzerland

Security type Index

Instruments in index 20

Market data

Open 12,064.76 CHF

High 12,250.56 CHF

Low 12,060.58 CHF

Close (prev. day) 12,105.54 CHF

Trading volume (m) 18,442,828

Volume (pcs) 2,130,287,110

Performance and Risk

	6m	1y	3y
Perf (%)	+7.47%	+9.46%	+1.59%
Perf (abs.)	+851.36	+1,057.94	+191.86
Beta	-	-	-
Volatility	10.23	10.00	13.13



5y



















Information about previous performance does not guarantee future performance.

Source: FactSet

Price data

Ø price 5 days Ø volume 5 days (pcs.)	12,225.15 CHF (18,400,251)
Ø price 30 days Ø volume 30 days (pcs.)	12,131.51 CHF (18,050,732)
Ø price 100 days Ø volume 100 days (pcs.)	11,813.63 CHF (21,450,862)
Ø price 250 days Ø volume 250 days (pcs.)	11,329.07 CHF (20,545,069)
YTD High date	12,434.03 CHF (2024/07/15)
YTD Low date	11,064.90 CHF (2024/02/09)
52 Weeks High date	12,434.03 CHF (2024/07/15)
52 Weeks Low date	10,251.33 CHF (2023/10/23)

Composition

Name  ISIN	Price	Diff %  Diff +/-	Performance 	Date Time	Turnover Pc.  Turnover Money 
ABB LTD CH0012221716	48.22	2.07% 0.98		24/07/26 17:30:46	1,667,725 80,016,062.94
ALCON AG CH0432492467	83.00	1.24% 1.02		24/07/26 17:30:46	644,703 53,251,204.73
COMPAGNIE FINANCIERE RICH... CH0210483332	134.90	2.82% 3.70		24/07/26 17:30:46	894,090 119,700,478.78
GEBERIT AG CH0030170408	553.40	1.06% 5.80		24/07/26 17:30:46	52,251 28,825,549.30
GIVAUDAN SA CH0010645932	4,196.00	0.14% 6.00		24/07/26 17:30:46	15,180 63,545,370.00
HOLCIM LTD. CH0012214059	83.64	0.36% 0.30		24/07/26 17:30:46	1,445,752 119,601,187.52
KUEHNE & NAGEL INTERNATIO... CH0025238863	267.70	-0.22% -0.60		24/07/26 17:30:46	100,497 26,912,487.75
LOGITECH INTERNATIONAL SA CH0025751329	78.84	1.47% 1.14		24/07/26 17:30:46	454,734 35,792,049.94
LONZA GROUP AG CH0013841017	581.00	3.79% 21.20		24/07/26 17:30:46	269,526 155,441,154.50
NESTLÉ SA CH0038863350	87.92	-1.01% -0.90		24/07/26 17:30:46	6,726,691 588,647,601.20
NOVARTIS AG CH0012005267	97.45	0.54% 0.52		24/07/26 17:30:46	2,720,176 263,949,040.85
PARTNERS GROUP HOLDING AG CH0024608827	1,180.00	0.38% 4.50		24/07/26 17:30:46	51,493 60,730,371.00
ROCHE HOLDINGS AG GENUSSC... CH0012032048	286.00	3.06% 8.50		24/07/26 17:30:46	1,732,204 491,661,573.15
SIKA AG CH0418792922	262.00	1.35% 3.50		24/07/26 17:30:46	204,127 53,326,703.10
SONOVA HOLDING AG CH0012549785	267.00	1.06% 2.80		24/07/26 17:30:46	128,028 34,092,763.40
SWISS LIFE HOLDING AG CH0014852781	669.60	0.72% 4.80		24/07/26 17:30:46	32,959 22,017,175.30
SWISS RE AG CH0126881561	108.30	0.98% 1.05		24/07/26 17:30:46	438,991 47,463,489.35
SWISSCOM AG CH0008742519	535.00	0.09% 0.50		24/07/26 17:30:46	74,649 39,870,738.00
UBS GROUP CH0244767585	26.91	1.36% 0.36		24/07/26 17:30:46	3,467,167 92,893,779.65
ZURICH INSURANCE GROUP AG CH0011075394	478.80	0.88% 4.20		24/07/26 17:30:46	202,790 96,823,118.40