

# SWISS MARKET INDEX

ISIN: **CH0009980894** WKN: -

## Overview

2024/05/10 17:31:10

Price

**11,753.70** CHF

Difference ▲ 1.31% (151.49)

### General attributes

ISIN	CH0009980894
Symbol	SMI
Country	Switzerland
Instruments in index	20
Type of index	Price Index
Security type	Index

### Top 5

Name	Price	+ - (%)	Trend
KUEHNE & N...	248.90	+3.49	<span style="color: green;">▲</span>
SWISS RE A...	106.05	+2.46	<span style="color: green;">▲</span>
UBS GROUP	26.95	+2.35	<span style="color: green;">▲</span>
HOLCIM LTD...	81.60	+2.31	<span style="color: green;">▲</span>
NOVARTIS A...	92.32	+1.97	<span style="color: green;">▲</span>

Intraday 1w 1m 6m 1y 3y

### Flop 5

Name	Price	+ - (%)	Trend
GIVAUDAN S...	4,053.00	-0.66	<span style="color: red;">▼</span>
LONZA GROU...	526.20	-0.04	<span style="color: red;">▼</span>

Intraday 1w 1m 6m 1y 3y



Information about previous performance does not guarantee future performance. Source: FactSet

### Recent research

on market		
Date	Headline	Download
2024/05/08	Marktkommentar	<a href="#">Download</a>
2024/05/02	FX markets reflect uncertain interest rate outlook	<a href="#">Download</a>
2024/05/02	FX-Märkte spiegeln unsicheres Zinsumfeld wider	<a href="#">Download</a>
2024/04/26	Aktienempfehlungen Global	<a href="#">Download</a>
2024/04/03	Aktienempfehlungen Global	<a href="#">Download</a>

**More information on countries & regions**

**➤ Markets by Region**

## Details

2024/05/10 17:31:10

Price

**11,753.70** CHF

Difference ▲ 1.31% (151.49)

### General attributes

ISIN CH0009980894

Symbol SMI

Country Switzerland

Security type Index

Instruments in index 20

### Market data

Open 11,673.35 CHF

High 11,761.78 CHF

Low 11,660.90 CHF

Close (prev. day) 11,602.21 CHF

Trading volume (m) 24,497,611

Volume (pcs) 2,272,286,256

### Performance and Risk

	6m	1y	3y
Perf (%)	+11.35%	+2.68%	+5.66%
Perf (abs.)	+1,198.35	+306.47	+630.03
Beta	-	-	-
Volatility	9.68	10.35	13.12

5y








Information about previous performance does not guarantee future performance.

Source: FactSet

### Price data

Ø price 5 days   Ø volume 5 days (pcs.)	11,549.14 CHF (18,660,521)
Ø price 30 days   Ø volume 30 days (pcs.)	11,425.68 CHF (20,404,687)
Ø price 100 days   Ø volume 100 days (pcs.)	11,374.41 CHF (20,955,069)
Ø price 250 days   Ø volume 250 days (pcs.)	11,149.79 CHF (22,290,800)
YTD High   date	11,799.91 CHF (2024/03/13)
YTD Low   date	11,064.90 CHF (2024/02/09)
52 Weeks High   date	11,799.91 CHF (2024/03/13)
52 Weeks Low   date	10,251.33 CHF (2023/10/23)

## Composition

Name  ISIN	Price	Diff %  Diff +/-	Performance 	Date Time	Turnover Pc.  Turnover Money 
ABB LTD CH0012221716	47.16	1.27% 0.59		24/05/10 17:31:10	3,165,487 149,157,064.54
ALCON AG CH0432492467	73.60	0.90% 0.66		24/05/10 17:31:10	918,049 67,571,127.39
COMPAGNIE FINANCIERE RICH... CH0210483332	135.50	1.92% 2.55		24/05/10 17:31:10	918,592 124,427,867.88
GEBERIT AG CH0030170408	550.60	0.18% 1.00		24/05/10 17:31:10	106,873 58,897,591.80
GIVAUDAN SA CH0010645932	4,053.00	-0.66% -27.00		24/05/10 17:31:10	18,422 74,885,278.00
HOLCIM LTD. CH0012214059	81.60	2.31% 1.84		24/05/10 17:31:10	1,676,702 136,430,502.71
KUEHNE & NAGEL INTERNATIO... CH0025238863	248.90	3.49% 8.40		24/05/10 17:31:10	310,128 76,825,887.90
LOGITECH INTERNATIONAL SA CH0025751329	77.02	0.44% 0.34		24/05/10 17:31:10	388,878 29,985,007.85
LONZA GROUP AG CH0013841017	526.20	-0.04% -0.20		24/05/10 17:31:10	172,508 91,109,794.90
NESTLÉ SA CH0038863350	95.18	1.04% 0.98		24/05/10 17:31:10	4,118,495 390,497,694.13
NOVARTIS AG CH0012005267	92.32	1.97% 1.78		24/05/10 17:31:10	3,227,365 297,032,371.12
PARTNERS GROUP HOLDING AG CH0024608827	1,258.50	1.70% 21.00		24/05/10 17:31:10	60,112 75,477,331.50
ROCHE HOLDINGS AG GENUSSC... CH0012032048	225.10	1.26% 2.80		24/05/10 17:31:10	1,318,191 297,049,327.10
SIKA AG CH0418792922	278.10	0.76% 2.10		24/05/10 17:31:10	222,621 62,026,413.70
SONOVA HOLDING AG CH0012549785	270.30	1.31% 3.50		24/05/10 17:31:10	122,059 32,930,279.15
SWISS LIFE HOLDING AG CH0014852781	648.80	1.44% 9.20		24/05/10 17:31:10	97,598 63,292,934.10
SWISS RE AG CH0126881561	106.05	2.46% 2.55		24/05/10 17:31:10	910,622 96,186,323.68
SWISSCOM AG CH0008742519	501.00	0.80% 4.00		24/05/10 17:31:10	78,091 39,182,907.75
UBS GROUP CH0244767585	26.95	2.35% 0.62		24/05/10 17:31:10	9,073,226 242,472,191.91
ZURICH INSURANCE GROUP AG CH0011075394	457.40	0.42% 1.90		24/05/10 17:31:10	230,411 105,354,934.25