

# SWISS MARKET INDEX

ISIN: CH0009980894 WKN: -

## Overview

2024/04/30 17:31:59	
Price	<b>11,260.91</b> CHF
Difference	<span style="color: red;">▼</span> -0.63% (-71.45)

General attributes	
ISIN	CH0009980894
Symbol	SMI
Country	Switzerland
Instruments in index	20
Type of index	Price Index
Security type	Index

Market data	
Open	11,329.35 CHF
High	11,354.20 CHF
Low	11,260.91 CHF
Close (prev. day)	11,332.36 CHF
Trading volume (m)	23,916,881
Volume (pcs)	2,201,006,673

Top 5			
Name	Price	+ - (%)	Trend
NOVARTIS A...	89.05	+0.20	<span style="color: green;">➔</span>
GIVAUDAN S...	3,946.00	+0.15	<span style="color: green;">➔</span>
NESTLÉ SA	92.20	+0.13	<span style="color: green;">➔</span>
Intraday 1w 1m 6m 1y 3y			

Flop 5			
Name	Price	+ - (%)	Trend
LONZA GROU...	510.40	-2.30	<span style="color: red;">▼</span>
HOLCIM LTD...	77.18	-2.23	<span style="color: red;">▼</span>
COMPAGNIE ...	127.90	-1.39	<span style="color: red;">▼</span>
SONOVA HOL...	255.40	-1.12	<span style="color: red;">▼</span>
GEBERIT AG	493.60	-1.02	<span style="color: red;">▼</span>
Intraday 1w 1m 6m 1y 3y			



Information about previous performance does not guarantee future performance.  
Source: FactSet

### Recent research

on market			
Date		Headline	Download
2024/04/26		Aktienempfehlungen Global	<a href="#">Download</a>
2024/04/03		Aktienempfehlungen Global	<a href="#">Download</a>
2024/03/26		Global Strategy 2Q 2024	<a href="#">Download</a>
2024/03/26		Global Strategy 2Q 2024	<a href="#">Download</a>
2024/03/21		SNB senkt Leitzins ab	<a href="#">Download</a>

**Futures and Options**

**Related Futures** 15

**Related Options** -

## Details

2024/04/30 17:31:59

Price

**11,260.91** CHF

Difference 📉 -0.63% (-71.45)

### General attributes

ISIN CH0009980894

Symbol SMI

Country Switzerland

Security type Index

Instruments in index 20

### Market data

Open 11,329.35 CHF

High 11,354.20 CHF

Low 11,260.91 CHF

Close (prev. day) 11,332.36 CHF

Trading volume (m) 23,916,881

Volume (pcs) 2,201,006,673

### Performance and Risk

	6m	1y	3y
Perf (%)	+8.46%	-1.54%	+2.16%
Perf (abs.)	+878.72	-176.23	+238.57
Beta	-	-	-
Volatility	9.31	10.19	13.11

5y








Information about previous performance does not guarantee future performance.  
Source: FactSet

### Price data

Ø price 5 days   Ø volume 5 days (pcs.)	11,313.79 CHF (22,753,886)
Ø price 30 days   Ø volume 30 days (pcs.)	11,481.29 CHF (21,264,525)
Ø price 100 days   Ø volume 100 days (pcs.)	11,347.00 CHF (21,302,389)
Ø price 250 days   Ø volume 250 days (pcs.)	11,154.93 CHF (22,664,281)
YTD High   date	11,799.91 CHF (2024/03/13)
YTD Low   date	11,064.90 CHF (2024/02/09)
52 Weeks High   date	11,799.91 CHF (2024/03/13)
52 Weeks Low   date	10,251.33 CHF (2023/10/23)

## Composition

Name  ISIN	Price	Diff %  Diff +/-	Performance 	Date Time	Turnover Pc.  Turnover Money 
ABB LTD CH0012221716	44.89	-0.93% -0.42		24/04/30 17:31:59	3,762,436 169,453,491.02
ALCON AG CH0432492467	71.10	-1.00% -0.72		24/04/30 17:31:59	876,090 62,389,258.11
COMPAGNIE FINANCIERE RICH... CH0210483332	127.90	-1.39% -1.80		24/04/30 17:31:59	839,865 107,874,899.70
GEBERIT AG CH0030170408	493.60	-1.02% -5.10		24/04/30 17:31:59	65,181 32,265,657.90
GIVAUDAN SA CH0010645932	3,946.00	0.15% 6.00		24/04/30 17:31:59	15,769 62,232,811.00
HOLCIM LTD. CH0012214059	77.18	-2.23% -1.76		24/04/30 17:31:59	1,514,424 117,567,809.22
KUEHNE & NAGEL INTERNATIO... CH0025238863	243.70	-0.33% -0.80		24/04/30 17:31:59	209,924 51,396,512.55
LOGITECH INTERNATIONAL SA CH0025751329	72.06	-0.99% -0.72		24/04/30 17:31:59	3,064,111 226,928,554.29
LONZA GROUP AG CH0013841017	510.40	-2.30% -12.00		24/04/30 17:31:59	235,572 120,616,045.90
NESTLÉ SA CH0038863350	92.20	0.13% 0.12		24/04/30 17:31:59	4,816,759 444,938,762.76
NOVARTIS AG CH0012005267	89.05	0.20% 0.18		24/04/30 17:31:59	2,918,129 259,829,624.78
PARTNERS GROUP HOLDING AG CH0024608827	1,189.50	-0.83% -10.00		24/04/30 17:31:59	45,078 53,773,035.50
ROCHE HOLDINGS AG GENUSSC... CH0012032048	220.60	-0.27% -0.60		24/04/30 17:31:59	1,453,259 320,271,274.80
SIKA AG CH0418792922	263.30	-0.30% -0.80		24/04/30 17:31:59	207,810 54,786,078.15
SONOVA HOLDING AG CH0012549785	255.40	-1.12% -2.90		24/04/30 17:31:59	114,069 29,157,647.35
SWISS LIFE HOLDING AG CH0014852781	621.00	-0.32% -2.00		24/04/30 17:31:59	66,841 41,564,350.10
SWISS RE AG CH0126881561	99.82	-0.48% -0.48		24/04/30 17:31:59	622,403 62,206,100.09
SWISSCOM AG CH0008742519	503.50	-0.69% -3.50		24/04/30 17:31:59	117,245 59,069,141.50
UBS GROUP CH0244767585	24.27	-0.79% -0.19		24/04/30 17:31:59	6,570,496 160,140,810.66
ZURICH INSURANCE GROUP AG CH0011075394	444.20	-0.02% -0.10		24/04/30 17:31:59	290,753 129,173,668.80