

NORTH WEST COMPANY INC. (THE)

ISIN: **CA6632782083** WKN: -

Overview

2024/07/11 19:08:01

Price
30.2905 USD

Difference  1.99% (0.59)

General attributes

ISIN	CA6632782083
Symbol	NWC
Exchange	FINRA other OTC Issues
Currency	USD
Sector	Commerce
Security type	Stock
Market cap (m)	1,361 EUR
Benchmark	S&P/TSX 60 INDEX

Market data

Bid (Bid size)	-
Ask (Ask size)	-
Open	30.2905 USD
High	30.2907 USD
Low	30.2905 USD
Close (prev. day)	29.70 USD
VWAP	30.29058 USD
Volume (pcs)	500
Trading volume	15,145.29
Number of trades	5
Last size	100

Futures and Options











Related Futures	-
Related Options	-

5y



Information about previous performance does not guarantee future performance.
Source: FactSet

Recent research

on sector	Date	Headline	Download
	2024/07/12	 Global Equity Ratings	
	2024/07/12	 Aktienempfehlungen Global	
	2024/06/21	 Equity Weekly	
	2024/06/21	 Global Equity Ratings	
	2024/06/21	 Aktienempfehlungen Global	

Details

2024/07/11 19:08:01

Price

30.2905 USD

Difference ▲ 1.99% (0.59)

General attributes

ISIN	CA6632782083
Symbol	NWC
Exchange	FINRA other OTC Issues
Currency	USD
Sector	Commerce
Security type	Stock
Market cap (m)	1,361 EUR
Benchmark	S&P/TSX 60 INDEX

Market data

Bid (Bid size)	-
Ask (Ask size)	-
Open	30.2905 USD
High	30.2907 USD
Low	30.2905 USD
Close (prev. day)	29.70 USD
VWAP	30.29058 USD
Volume (pcs)	500
Trading volume	15,145.29
Number of trades	5
Last size	100

Performance and Risk

	6m	1y	3y
Perf (%)	-	-	-
Perf (abs.)	-	-	-
Beta	0.49	0.41	0.46
Volatility	11.75	23.04	21.47

5y



Information about previous performance does not guarantee future performance.
Source: FactSet

Price data

Ø price 5 days Ø volume 5 days (pcs.)	- USD (-)
Ø price 30 days Ø volume 30 days (pcs.)	29.9953 USD (55)
Ø price 100 days Ø volume 100 days (pcs.)	28.8730 USD (168)
Ø price 250 days Ø volume 250 days (pcs.)	26.8522 USD (485)
YTD High date	30.3000 USD (2024/02/29)
YTD Low date	27.8888 USD (2024/05/08)
52 Weeks High date	30.3000 USD (2024/02/29)
52 Weeks Low date	21.9900 USD (2023/09/07)

Arbitrage views

Exchange ⊕	Date	Time	Price	Trading volume (mio.)	Number of trades
Toronto Stock Exchange	2024/07/12	22:00	42.52 CAD	4.63	665
Stuttgart	2024/07/12	20:14	28.40 EUR	0.00	10
Frankfurt	2024/07/12	08:00	28.20 EUR	0.00	2
FINRA other OTC Issues	2024/07/11	19:08	30.2905 USD	0.02	5
Duesseldorf	2024/07/11	19:31	28.40 EUR	0.00	7

Company profile

Company Logo



Contact Details

THE NORTH WEST CO. INC.

--

Main Street Gibraltar House 77 R3C 2R1
Winnipeg, MB

Telefon: +1 204 943 0881

Fax: +1 204 934 1455

E-mail: nwc@northwest.ca

Company Profile

-

Members of Management Board

Daniel G. McConnell	Chairman of Managing Board
John D. King	Member of Executive Committee

Board of directors

Brock Bulbuck	Chairman of Supervisory Board
Annalisa King	Member of Supervisory Board
Deepak Chopra	Member of Supervisory Board
Frank Coleman	Member of Supervisory Board
Jennefer Nepinak	Member of Supervisory Board
Rachel Huckle	Member of Supervisory Board
Steven Kroft	Member of Supervisory Board
Stewart Glendinning	Member of Supervisory Board
Victor Tootoo	Member of Supervisory Board
Violet Konkle	Member of Supervisory Board