

NOVA CANNABIS INC.

ISIN: CA66980W1041 WKN: -

Overview

2024/08/21 20:00:49

Price
1.73 CADDifference  -0.57% (-0.01)

General attributes

ISIN	CA66980W1041
Symbol	NOVC
Exchange	Toronto Stock Exchange
Currency	CAD
Sector	Commerce
Security type	Stock
Market cap (m)	71 EUR
Benchmark	S&P/TSX 60 INDEX

Market data

Bid (Bid size)	1.73 CAD (125,000)
Ask (Ask size)	1.75 CAD (106,300)
Open	1.72 CAD
High	1.74 CAD
Low	1.72 CAD
Close (prev. day)	1.74 CAD
VWAP	1.73318 CAD
Volume (pcs)	32,715
Trading volume	56,700.98
Number of trades	20
Last size	100











Futures and Options

Related Futures	-
Related Options	-



Information about previous performance does not guarantee future performance.
Source: FactSet

Recent research

on sector	Date	Headline	Download
	2024/08/12	 Global Equity Ratings	
	2024/08/12	 Aktienempfehlungen Global	
	2024/07/24	 Global Equity Ratings	
	2024/07/24	 Aktienempfehlungen Global	
	2024/07/15	 Aktienempfehlungen Global	

Details

2024/08/21 20:00:49

Price

1.73 CAD

Difference ▼ -0.57% (-0.01)

General attributes

ISIN	CA66980W1041
Symbol	NOVC
Exchange	Toronto Stock Exchange
Currency	CAD
Sector	Commerce
Security type	Stock
Market cap (m)	71 EUR
Benchmark	S&P/TSX 60 INDEX

Market data

Bid (Bid size)	1.73 CAD (125,000)
Ask (Ask size)	1.75 CAD (106,300)
Open	1.72 CAD
High	1.74 CAD
Low	1.72 CAD
Close (prev. day)	1.74 CAD
VWAP	1.73318 CAD
Volume (pcs)	32,715
Trading volume	56,700.98
Number of trades	20
Last size	100

Performance and Risk

	6m	1y	3y
Perf (%)	+28.89%	+234.62%	-33.59%
Perf (abs.)	+0.39	+1.22	-0.88
Beta	0.38	0.53	0.48
Volatility	78.20	92.62	97.64



Information about previous performance does not guarantee future performance.
Source: FactSet

Price data

Ø price 5 days Ø volume 5 days (pcs.)	1.73 CAD (384,189)
Ø price 30 days Ø volume 30 days (pcs.)	1.34 CAD (107,184)
Ø price 100 days Ø volume 100 days (pcs.)	1.36 CAD (57,384)
Ø price 250 days Ø volume 250 days (pcs.)	1.15 CAD (59,717)
YTD High date	2.08 CAD (2024/03/04)
YTD Low date	0.87 CAD (2024/01/03)
52 Weeks High date	2.08 CAD (2024/03/04)
52 Weeks Low date	0.48 CAD (2023/08/24)

Arbitrage views

Exchange	Date	Time	Price	Trading volume (mio.)	Number of trades
Tradegate	2024/08/21	17:49	1.13 EUR	0.00	2
Toronto Stock Exchange	2024/08/21	20:00	1.73 CAD	0.06	20
Stuttgart	2023/07/14	15:59	0.342 EUR	0.00	3
Munich	2024/08/21	08:04	1.14 EUR	0.00	1
Frankfurt	2024/08/21	08:14	1.14 EUR	0.00	1

	21					
FINRA other OTC Issues	2024/08/21	16:38	1.28 USD	0.01		1
Duesseldorf	2024/08/21	08:12	1.1266 EUR	0.00		1
Berlin	2024/08/21	20:22	1.15 EUR	0.00		13

Company profile

Company Logo

NOVA
CANNABIS

Company Profile

-

Contact Details

NOVA CANNABIS

--

Stony Plain Road, #101 17220 T5S 1K6
Edmonton

Telefon: +1-855-702-7400

Fax: -

E-mail: info@novacannabisstore.com