

## FOMENTO ECONOMICO MEXICANO SAB DE CV SP. ADR

ISIN: **US3444191064** WKN: **344419106**

## Overview

2024/09/03 16:17:28

Price  
101.14 USDDifference  -1.60% (-1.64)

## General attributes

ISIN	US3444191064
Symbol	FMX
Exchange	NYSE
Currency	USD
Sector	Commerce
Security type	Stock
Market cap (m)	350 EUR
Benchmark	DJ BNY MELLON LAT AM ADR

## Market data

Bid (Bid size)	101.10 USD (400)
Ask (Ask size)	101.36 USD (400)
Open	101.99 USD
High	102.65 USD
Low	100.42 USD
Close (prev. day)	102.78 USD
VWAP	101.382398 USD
Volume (pcs)	92,105
Trading volume	9,332,205.74
Number of trades	1,499
Last size	200

## Futures and Options











Related Futures	-
Related Options	-

5y



Information about previous performance does not guarantee future performance.  
Source: FactSet

## Recent research

on instrument		on sector	
Date		Headline	Download
2024/08/12		Global Equity Ratings	
2024/08/12		Aktienempfehlungen Global	
2024/07/24		Global Equity Ratings	
2024/07/24		Aktienempfehlungen Global	
2024/07/15		Aktienempfehlungen Global	

## Details

2024/09/03 16:17:28

## Price

101.14 USD

Difference ▼ -1.60% (-1.64)

## General attributes

ISIN	US3444191064
Symbol	FMX
Exchange	NYSE
Currency	USD
Sector	Commerce
Security type	Stock
Market cap (m)	350 EUR
Benchmark	DJ BNY MELLON LAT AM ADR

## Market data

Bid (Bid size)	101.10 USD (400)
Ask (Ask size)	101.36 USD (400)
Open	101.99 USD
High	102.65 USD
Low	100.42 USD
Close (prev. day)	102.78 USD
VWAP	101.382398 USD
Volume (pcs)	92,105
Trading volume	9,332,205.74
Number of trades	1,499
Last size	200

## Performance and Risk

	6m	1y	3y
Perf (%)	-17.27%	-12.65%	+19.35%
Perf (abs.)	-21.46	-14.88	+16.66
Beta	0.69	0.72	0.45
Volatility	26.48	28.54	25.95

5y



Information about previous performance does not guarantee future performance.

Source: FactSet

## Price data

Ø price 5 days   Ø volume 5 days (pcs.)	104.31 USD (1,040,555)
Ø price 30 days   Ø volume 30 days (pcs.)	109.50 USD (676,265)
Ø price 100 days   Ø volume 100 days (pcs.)	113.38 USD (723,511)
Ø price 250 days   Ø volume 250 days (pcs.)	119.05 USD (650,350)
YTD High   date	143.43 USD (2024/02/15)
YTD Low   date	102.03 USD (2024/08/30)
52 Weeks High   date	143.43 USD (2024/02/15)
52 Weeks Low   date	99.24 USD (2023/10/25)

## All listings for FOMENTO ECONOMICO MEXICANO SAB DE CV SP. ADR

Exchange	Date	Time	Price	Trading volume (mio.)	Number of trades
Tradegate	2024/09/03	09:30	92.00 EUR	0.00	1
Stuttgart	2024/09/03	16:13	90.50 EUR	0.00	9
NYSE	2024/09/03	16:17	101.14 USD	9.33	1,499
Munich	2024/09/03	08:03	93.50 EUR	0.00	1
London Stock	2022/04/	15:40	81.9559 USD	0.01	1

Exchange	05					
Frankfurt	2024/09/ 03	08:01	92.00 EUR	0.00		1
Duesseldorf	2024/09/ 03	12:32	92.00 EUR	0.00		3

## Company profile

### Company Logo



### Company Profile

-

### Contact Details

FOMENTO ECONOMICO MEXICANO SAB

--

General Anaya 601 Pte., Colonia Bella Vista  
-- 64410 Monterrey, Nuevo Leon

Telefon: +52 - 8 - 328 - 6000

Fax: +52 - 8 - 328 - 6080

E-mail: -