

SILVER TIGER METALS INC.

ISIN: CA82831T1093 WKN: -

Overview

2024/07/26 20:52:19

Price

0.165 USD

Difference  -5.34% (-0.01)

General attributes

ISIN	CA82831T1093
Symbol	SLVR
Exchange	FINRA other OTC Issues
Currency	USD
Sector	Energy / Commodities
Security type	Stock
Market cap (m)	58 EUR
Benchmark	S&P/TSX 60 INDEX

Market data

Bid (Bid size)	-
Ask (Ask size)	-
Open	0.18 USD
High	0.18 USD
Low	0.165 USD
Close (prev. day)	0.1743 USD
VWAP	0.172193 USD
Volume (pcs)	111,383
Trading volume	19,187.89
Number of trades	19
Last size	1,000

Futures and Options











Related Futures	-
Related Options	-

5y



Information about previous performance does not guarantee future performance.
Source: FactSet

Recent research

on sector			
Date		Headline	Download
2024/07/26		Equity Weekly	
2024/07/24		Global Equity Ratings	
2024/07/24		Aktienempfehlungen Global	
2024/07/15		Aktienempfehlungen Global	
2024/07/12		Equity Weekly	

Details

2024/07/26 20:52:19

Price

0.165 USD

Difference  -5.34% (-0.01)

General attributes

ISIN	CA82831T1093
Symbol	SLVR
Exchange	FINRA other OTC Issues
Currency	USD
Sector	Energy / Commodities
Security type	Stock
Market cap (m)	58 EUR
Benchmark	S&P/TSX 60 INDEX

Market data

Bid (Bid size)	-
Ask (Ask size)	-
Open	0.18 USD
High	0.18 USD
Low	0.165 USD
Close (prev. day)	0.1743 USD
VWAP	0.172193 USD
Volume (pcs)	111,383
Trading volume	19,187.89
Number of trades	19
Last size	1,000

Performance and Risk

	6m	1y	3y
Perf (%)	+46.67%	-3.79%	-61.26%
Perf (abs.)	+0.05	-0.01	-0.26
Beta	1.41	0.67	1.11
Volatility	68.14	66.82	74.18

5y



Information about previous performance does not guarantee future performance.
Source: FactSet

Price data

Ø price 5 days Ø volume 5 days (pcs.)	0.174 USD (64,794)
Ø price 30 days Ø volume 30 days (pcs.)	0.169 USD (114,368)
Ø price 100 days Ø volume 100 days (pcs.)	0.154 USD (231,176)
Ø price 250 days Ø volume 250 days (pcs.)	0.143 USD (196,833)
YTD High date	0.233 USD (2024/05/21)
YTD Low date	0.103 USD (2024/03/01)
52 Weeks High date	0.233 USD (2024/05/21)
52 Weeks Low date	0.103 USD (2024/03/01)

All listings for SILVER TIGER METALS INC.

Exchange 	Date	Time	Price	Trading volume (mio.)	Number of trades
TSX Venture Exchange	2024/07/26	21:24	0.24 CAD	0.01	10
Stuttgart	2024/07/26	14:44	0.146 EUR	0.00	4
Munich	2024/07/26	08:02	0.165 EUR	0.00	1
Frankfurt	2024/07/26	08:10	0.15 EUR	0.00	2
FINRA other OTC	2024/07/26	20:52	0.165 USD	0.02	19

Company profile

Company Logo

Contact Details

SILVER TIGER METALS INC.

--

Telefon: -

Fax: -

E-mail: -

Company Profile

-