


COFACE S.A.

ISIN: **FR0010667147** WKN: -

Overview

2024/04/19 16:38:21		
Price	14.44 EUR	
Difference		0.70% (0.10)

General attributes	
ISIN	FR0010667147
Symbol	COFA
Exchange	Stuttgart
Currency	EUR
Sector	Financial
Security type	Stock
Market cap (m)	2,170 EUR
Benchmark	CAC 40 INDEX






Market data	
Bid (Bid size)	14.36 EUR (216)
Ask (Ask size)	14.50 EUR (214)
Open	14.31 EUR
High	14.44 EUR
Low	14.17 EUR
Close (prev. day)	14.34 EUR
VWAP	-
Volume (pcs)	0
Trading volume	0.00
Number of trades	11
Last size	0

Futures and Options	
Related Futures	-
Related Options	-




Information about previous performance does not guarantee future performance.
Source: FactSet

Recent research

on sector		on market	
Date		Headline	Download
2024/04/19		Equity Weekly	
2024/04/15		Aktienempfehlungen Österreich	
2024/04/03		Global Equity Ratings	
2024/04/03		Aktienempfehlungen Global	
2024/04/03		Aktienempfehlungen Österreich	

Details

2024/04/19 16:38:21		
Price	14.44 EUR	
Difference		0.70% (0.10)

General attributes	
ISIN	FR0010667147
Symbol	COFA
Exchange	Stuttgart
Currency	EUR
Sector	Financial
Security type	Stock
Market cap (m)	2,170 EUR
Benchmark	CAC 40 INDEX

Market data	
Bid (Bid size)	14.36 EUR (216)
Ask (Ask size)	14.50 EUR (214)
Open	14.31 EUR
High	14.44 EUR
Low	14.17 EUR
Close (prev. day)	14.34 EUR
VWAP	-
Volume (pcs)	0
Trading volume	0.00
Number of trades	11
Last size	0

Performance and Risk			
	6m	1y	3y
Perf (%)	+25.13%	+2.58%	+37.22%
Perf (abs.)	+2.88	+0.36	+3.89
Beta	0.61	0.70	0.96
Volatility	20.45	25.65	32.11



Information about previous performance does not guarantee future performance.
Source: FactSet

Price data	
Ø price 5 days Ø volume 5 days (pcs.)	14.44 EUR (0)
Ø price 30 days Ø volume 30 days (pcs.)	14.25 EUR (18)
Ø price 100 days Ø volume 100 days (pcs.)	12.77 EUR (13)
Ø price 250 days Ø volume 250 days (pcs.)	12.64 EUR (28)
YTD High date	14.71 EUR (2024/04/15)
YTD Low date	11.63 EUR (2024/01/03)
52 Weeks High date	14.71 EUR (2024/04/15)
52 Weeks Low date	10.84 EUR (2023/11/16)

Arbitrage views					
Exchange 	Date	Time	Price	Trading volume (mio.)	Number of trades
Tradegate	2024/04/19	17:21	14.48 EUR	0.03	10
Stuttgart	2024/04/19	16:38	14.44 EUR	0.00	11
Munich	2024/04/19	08:14	14.39 EUR	0.00	1
London Stock Exchange European Trade Reporting	2024/04/19	17:30	14.51 EUR	0.00	2
Frankfurt	2024/	08:10	14.19 EUR	0.00	1

	04/19					
FINRA other OTC Issues	2024/ 04/16	18:33	15.11 USD	0.01		2
Euronext Paris	2024/ 04/19	17:35	14.45 EUR	2.71		744
Euronext Milan MTF Trading After Hours	-	-	-	0.00		-
Duesseldorf	2024/ 04/19	08:12	14.27 EUR	0.00		1
Berlin	2024/ 04/19	19:33	14.44 EUR	0.00		15

Company profile

Company Logo



Contact Details

COFACE SA

--

Telefon: -

Fax: -

E-mail: -

Company Profile

-

Board of directors

Bernardo Sanchez Incera	Chairman of Supervisory Board
Chris Hovey	Member of Supervisory Board
David Gansberg	Member of Supervisory Board
Isabelle Laforgue	Member of Supervisory Board
Janice Englesbe	Member of Supervisory Board
Laetitia Léonard-Reuter	Member of Supervisory Board
Laurent Musy	Member of Supervisory Board
Nathalie Lomon	Member of Supervisory Board
Nicolas Papadopoulos	Member of Supervisory Board
Sharon MacBeath	Member of Supervisory Board