

KONAMI GROUP CORP.

ISIN: JP3300200007 WKN: 9766

Overview

2024/09/18 08:00:00

Price
13,835.00 JPYDifference  -0.04% (-5.00)

General attributes

ISIN	JP3300200007
Symbol	9766
Exchange	Tokyo Stock Exchange
Currency	JPY
Sector	Technology
Security type	Stock
Market cap (m)	12,569 EUR
Benchmark	NIKKEI 225

Market data

Bid (Bid size)	13,835.00 JPY (200)
Ask (Ask size)	13,915.00 JPY (100)
Open	13,850.00 JPY
High	14,130.00 JPY
Low	13,780.00 JPY
Close (prev. day)	13,840.00 JPY
VWAP	13,898.6486 JPY
Volume (pcs)	370,000
Trading volume	51,425,000.00
Number of trades	1,395
Last size	124,300

Futures and Options







Related Futures	-
Related Options	-

5y



Information about previous performance does not guarantee future performance.
Source: FactSet

Recent research

on sector		on market	
Date		Headline	Download
2024/09/11		Global Equity Ratings	
2024/09/11		Aktienempfehlungen Global	
2024/09/09		Aktienempfehlungen Österreich	
2024/09/06		Equity Weekly	
2024/09/05		Global Equity Ratings	

Details

2024/09/18 08:00:00

Price

13,835.00 JPY

Difference ▼ -0.04% (-5.00)

General attributes

ISIN	JP3300200007
Symbol	9766
Exchange	Tokyo Stock Exchange
Currency	JPY
Sector	Technology
Security type	Stock
Market cap (m)	12,569 EUR
Benchmark	NIKKEI 225

Market data

Bid (Bid size)	13,835.00 JPY (200)
Ask (Ask size)	13,915.00 JPY (100)
Open	13,850.00 JPY
High	14,130.00 JPY
Low	13,780.00 JPY
Close (prev. day)	13,840.00 JPY
VWAP	13,898.6486 JPY
Volume (pcs)	370,000
Trading volume	51,425,000.00
Number of trades	1,395
Last size	124,300

Performance and Risk

	6m	1y	3y
Perf (%)	+34.84%	+67.25%	+98.78%
Perf (abs.)	+3,575.00	+5,563.00	+6,875.00
Beta	-	-	-
Volatility	36.69	32.87	32.44

5y



Information about previous performance does not guarantee future performance.

Source: FactSet

Price data

Ø price 5 days Ø volume 5 days (pcs.)	13,795.00 JPY (579,140)
Ø price 30 days Ø volume 30 days (pcs.)	12,659.33 JPY (477,157)
Ø price 100 days Ø volume 100 days (pcs.)	11,515.90 JPY (460,240)
Ø price 250 days Ø volume 250 days (pcs.)	9,775.19 JPY (505,550)
YTD High date	14,145.00 JPY (2024/09/12)
YTD Low date	7,304.00 JPY (2024/01/04)
52 Weeks High date	14,145.00 JPY (2024/09/12)
52 Weeks Low date	7,068.00 JPY (2023/12/18)

Arbitrage views

Exchange	Date	Time	Price	Trading volume (mio.)	Number of trades
Tradegate	2024/09/17	22:26	90.00 EUR	0.00	1
Tokyo Stock Exchange	2024/09/18	08:00	13,835.00 JPY	51.43	1,395
Stuttgart	2024/09/18	08:01	87.50 EUR	0.00	1
Munich	2024/09/18	17:27	88.00 EUR	0.00	2
London Stock	2024/03/18	10:23	9,804.00 JPY	387.26	1

Exchange	13					
Frankfurt	2024/09/ 18	08:17	87.50 EUR	0.00		1
FINRA other OTC Issues	2024/08/ 12	15:33	75.86 USD	0.06		2
Duesseldorf	2024/09/ 18	16:30	87.00 EUR	0.00		4
Berlin	2024/09/ 18	08:13	87.50 EUR	0.00		1

Company profile

Company Logo

The logo for Konami, consisting of the word "KONAMI" in a bold, red, sans-serif font.

Company Profile

-

Contact Details

KONAMI GROUP

--

1-11-1, Ginza, Chuo-ku - 104-0061 Tokyo

Telefon: +81 3-6867-0573

Fax: -

E-mail: -