

SAFRAN SA

ISIN: FR0000073272

WKN: 7327

Overview

2023/06/06 17:35:15

Price

136.94 EUR

Difference  -0.22% (-0.30)

General attributes

ISIN	FR0000073272
Symbol	SAF
Exchange	Euronext Paris
Currency	EUR
Sector	Transport
Security type	Stock
Market cap (m)	58,141 EUR
Benchmark	CAC 40 INDEX

Market data

Bid (Bid size)	136.76 EUR (250)
Ask (Ask size)	137.12 EUR (250)
Open	137.24 EUR
High	137.98 EUR
Low	136.40 EUR
Close (prev. day)	137.24 EUR
VWAP	137.00877 EUR
Volume (pcs)	349,901
Trading volume	47,939,506.00
Number of trades	4,406
Last size	103

Futures and Options









Related Futures	53
Related Options	-

5y



Information about previous performance does not guarantee future performance.
Source: FactSet

Recent research

on sector		on market	
Date		Headline	Download
2023/06/06		Global Equity Ratings	
2023/06/06		Aktienempfehlungen Global	
2023/06/02		Equity Weekly	
2023/06/01		Aktienempfehlungen Global	
2023/06/01		Global Equity Ratings	

Details

2023/06/06 17:35:15

Price

136.94 EUR

Difference  -0.22% (-0.30)

General attributes

ISIN	FR0000073272
Symbol	SAF
Exchange	Euronext Paris
Currency	EUR
Sector	Transport
Security type	Stock
Market cap (m)	58,141 EUR
Benchmark	CAC 40 INDEX

Market data

Bid (Bid size)	136.76 EUR (250)
Ask (Ask size)	137.12 EUR (250)
Open	137.24 EUR
High	137.98 EUR
Low	136.40 EUR
Close (prev. day)	137.24 EUR
VWAP	137.00877 EUR
Volume (pcs)	349,901
Trading volume	47,939,506.00
Number of trades	4,406
Last size	103

Performance and Risk

	6m	1y	3y
Perf (%)	+17.95%	+39.00%	+34.32%
Perf (abs.)	+20.84	+38.42	+34.99
Beta	0.98	1.04	1.32
Volatility	20.50	24.46	33.98

5y



Information about previous performance does not guarantee future performance.
Source: FactSet

Price data

Ø price 5 days Ø volume 5 days (pcs.)	137.23 EUR (603,705)
Ø price 30 days Ø volume 30 days (pcs.)	139.37 EUR (593,254)
Ø price 100 days Ø volume 100 days (pcs.)	135.41 EUR (706,658)
Ø price 250 days Ø volume 250 days (pcs.)	118.38 EUR (701,268)
YTD High date	145.52 EUR (2023/05/18)
YTD Low date	116.60 EUR (2023/01/04)
52 Weeks High date	145.52 EUR (2023/05/18)
52 Weeks Low date	87.85 EUR (2022/06/14)

Arbitrage views

Exchange 	Date	Time	Price	Trading volume (mio.)	Number of trades
Xetra	2023/06/06	17:35	136.98 EUR	0.02	2
Vienna Stock Exchange	2023/06/06	09:05	137.66 EUR	0.00	3
Tradegate	2023/06/06	22:26	137.32 EUR	0.04	12
Stuttgart	2023/06/06	17:15	137.10 EUR	0.00	7
Munich	2023/06/06	08:08	137.32 EUR	0.00	1

	06/06					
London Stock Exchange European Trade Reporting	2023/ 06/06	17:30	136.94	EUR	0.00	1
Hanover	2023/ 06/06	08:21	136.88	EUR	0.00	1
Hamburg	2023/ 06/06	08:21	136.88	EUR	0.00	1
Frankfurt	2023/ 06/06	15:54	136.96	EUR	0.00	2
FINRA other OTC Issues	2023/ 06/06	20:26	146.14	USD	0.11	18
Euronext Paris	2023/ 06/06	17:35	136.94	EUR	47.94	4,406
Duesseldorf	2023/ 06/06	21:00	136.40	EUR	0.00	11
Berlin	2023/ 06/06	08:08	137.04	EUR	0.00	1
BX Swiss	-	-	-		0.00	-

Company profile

Company Logo



Contact Details

SAFRAN SA

--

2, boulevard du Général Martial, Valin -
75015 Paris

Telefon: +33-1-40-60-80-80

Fax: +33-1-40-60-81-02

E-mail: -

Company Profile

-

Members of Management Board

Olivier Andries	Chairman of Managing Board
Bernard Delpit	Member of Executive Committee

Board of directors

Ross McInnes	Chairman of Supervisory Board
Jean-Lou Chameau	Member of Supervisory Board
Patrick Péлата	Member of Supervisory Board
Alexandre Lahousse	Member of Supervisory Board
Anne Aubert	Member of Supervisory Board
Christèle Debarenne-Fievet	Member of Supervisory Board
Céline Fornaro	Member of Supervisory Board
Fabienne Lecorvaisier	Member of Supervisory Board
Hervé Chaillou	Member of Supervisory Board
Hélène Auriol-Potier	Member of Supervisory Board
Laurent Guillot	Member of Supervisory Board
Marc Aubry	Member of Supervisory Board
Monique Cohen	Member of Supervisory Board
Patricia Bellinger	Member of Supervisory Board
Robert Peugeot	Member of Supervisory Board