

BAYWA AG

ISIN: DE0005194062

WKN: 519406

Overview

2024/07/12 09:52:14

Price
22.15 EURDifference  -0.45% (-0.10)

General attributes

ISIN	DE0005194062
Symbol	BYW6
Exchange	Hamburg
Currency	EUR
Sector	Commerce
Security type	Stock
Market cap (m)	858 EUR
Benchmark	GERMANY DAX

Market data

Bid (Bid size)	17.50 EUR (143)
Ask (Ask size)	18.00 EUR (139)
Open	22.00 EUR
High	22.15 EUR
Low	22.00 EUR
Close (prev. day)	22.25 EUR
VWAP	-
Volume (pcs)	80
Trading volume	1,772.00
Number of trades	2
Last size	80










Futures and Options

Related Futures	-
Related Options	581



Information about previous performance does not guarantee future performance.
Source: FactSet

Recent research

on sector		on market	
Date		Headline	Download
2024/07/12		Global Equity Ratings	
2024/07/12		Aktienempfehlungen Global	
2024/06/21		Equity Weekly	
2024/06/21		Global Equity Ratings	
2024/06/21		Aktienempfehlungen Global	

Details

2024/07/12 09:52:14

Price

22.15 EUR

Difference 📉 -0.45% (-0.10)

General attributes

ISIN	DE0005194062
Symbol	BYW6
Exchange	Hamburg
Currency	EUR
Sector	Commerce
Security type	Stock
Market cap (m)	858 EUR
Benchmark	GERMANY DAX

Market data

Bid (Bid size)	17.50 EUR (143)
Ask (Ask size)	18.00 EUR (139)
Open	22.00 EUR
High	22.15 EUR
Low	22.00 EUR
Close (prev. day)	22.25 EUR
VWAP	-
Volume (pcs)	80
Trading volume	1,772.00
Number of trades	2
Last size	80

Performance and Risk

	6m	1y	3y
Perf (%)	-24.45%	-41.37%	-39.70%
Perf (abs.)	-7.20	-15.70	-14.65
Beta	0.99	1.00	0.63
Volatility	31.62	31.85	29.32

5y



Information about previous performance does not guarantee future performance.
Source: FactSet

Price data

Ø price 5 days Ø volume 5 days (pcs.)	21.51 EUR (11)
Ø price 30 days Ø volume 30 days (pcs.)	21.17 EUR (50)
Ø price 100 days Ø volume 100 days (pcs.)	23.77 EUR (49)
Ø price 250 days Ø volume 250 days (pcs.)	28.55 EUR (42)
YTD High date	31.45 EUR (2024/01/10)
YTD Low date	19.98 EUR (2024/07/03)
52 Weeks High date	38.25 EUR (2023/07/28)
52 Weeks Low date	19.98 EUR (2024/07/03)

All listings for BAYWA AG

Exchange 📍	Date	Time	Price	Trading volume (mio.)	Number of trades
Xetra	2024/07/12	17:35	22.70 EUR	0.59	184
Vienna Stock Exchange	2024/07/12	17:32	22.65 EUR	0.00	5
Tradegate	2024/07/12	21:23	17.96 EUR	0.72	218
Stuttgart	2024/07/12	21:15	17.86 EUR	0.00	59
SIX Swiss Exchange	2019/03/	17:35	27.70 CHF	0.00	1

	14						
Munich	2024/07/ 12	20:34	18.00	EUR	0.01		3
London Stock Exchange	2023/09/ 29	17:45	33.70	EUR	0.04		1
Hanover	2024/07/ 12	08:16	22.00	EUR	0.00		1
Hamburg	2024/07/ 12	09:52	22.15	EUR	0.00		2
Frankfurt	2024/07/ 12	20:21	19.00	EUR	0.05		9
Duesseldorf	2024/07/ 12	19:31	22.45	EUR	0.00		5
Berlin	2024/07/ 12	19:10	22.55	EUR	0.00		14

Company profile

Company Logo



Contact Details

BAYWA AG

--

Arabellastrasse 4 - 81925 München

Telefon: +49-89-9222-0

Fax: +49-89-9212-3887

E-mail: info@baywa.de

Company Profile

-

Members of Management Board

Marcus Pöllinger	Chairman of Managing Board
Andreas Helber	Member of Executive Committee
Marlen Wienert	Member of Executive Committee
Reinhard Wolf	Member of Executive Committee

Board of directors

Bernhard Loy	Member of Supervisory Board
Ingrid Halbritter	Member of Supervisory Board
Jaana Hampel	Member of Supervisory Board
Joachim Rukwied	Member of Supervisory Board
Jürgen Hahnemann	Member of Supervisory Board
Maria-Magdalena Waschbichler	Member of Supervisory Board
Michael Göschelbauer	Member of Supervisory Board
Michael Höllerer	Member of Supervisory Board
Michael Kuffner	Member of Supervisory Board
Monika Hohlmeier	Member of Supervisory Board
Monique Surges	Member of Supervisory Board
Thomas Gürlebeck	Member of Supervisory Board
Thomas Stuber	Member of Supervisory Board
Wilhelm Josef Oberhofer	Member of Supervisory Board
Wolfgang Altmüller	Member of Supervisory Board