

## SCANDINAVIAN TOBACCO GROUP A/S DKK1

ISIN: **DK0060696300** WKN: -

## Overview

2024/09/13 15:28:09

Price  
14.04 EURDifference  0.43% (0.06)

## General attributes

ISIN	DK0060696300
Symbol	STG
Exchange	Stuttgart
Currency	EUR
Sector	Consumer Products
Security type	Stock
Market cap (m)	1,209 EUR
Benchmark	OMX COPENHAGEN 20

## Market data

Bid (Bid size)	- (0)
Ask (Ask size)	- (0)
Open	14.02 EUR
High	14.04 EUR
Low	14.02 EUR
Close (prev. day)	13.98 EUR
VWAP	-
Volume (pcs)	0
Trading volume	0.00
Number of trades	10
Last size	0

## Futures and Options








Related Futures	-
Related Options	-

5y



Information about previous performance does not guarantee future performance.  
Source: FactSet

## Recent research

on sector			
Date		Headline	Download
2024/09/11		Global Equity Ratings	
2024/09/11		Aktienempfehlungen Global	
2024/09/09		Aktienempfehlungen Österreich	
2024/09/05		Global Equity Ratings	
2024/09/05		Aktienempfehlungen Global	

## Details

2024/09/13 15:28:09

## Price

14.04 EUR

Difference ▲ 0.43% (0.06)

## General attributes

ISIN	DK0060696300
Symbol	STG
Exchange	Stuttgart
Currency	EUR
Sector	Consumer Products
Security type	Stock
Market cap (m)	1,209 EUR
Benchmark	OMX COPENHAGEN 20

## Market data

Bid (Bid size)	- (0)
Ask (Ask size)	- (0)
Open	14.02 EUR
High	14.04 EUR
Low	14.02 EUR
Close (prev. day)	13.98 EUR
VWAP	-
Volume (pcs)	0
Trading volume	0.00
Number of trades	10
Last size	0

## Performance and Risk

	6m	1y	3y
Perf (%)	-15.83%	-2.64%	-18.13%
Perf (abs.)	-2.64	-0.38	-3.11
Beta	-	-	-
Volatility	25.96	24.82	29.46

5y



Information about previous performance does not guarantee future performance.  
Source: FactSet

## Price data

Ø price 5 days   Ø volume 5 days (pcs.)	14.05 EUR (0)
Ø price 30 days   Ø volume 30 days (pcs.)	13.84 EUR (0)
Ø price 100 days   Ø volume 100 days (pcs.)	13.49 EUR (38)
Ø price 250 days   Ø volume 250 days (pcs.)	14.75 EUR (60)
YTD High   date	17.06 EUR (2024/03/06)
YTD Low   date	12.66 EUR (2024/06/27)
52 Weeks High   date	17.06 EUR (2024/03/06)
52 Weeks Low   date	12.66 EUR (2024/06/27)

## Arbitrage views

Exchange <span>⊕</span>	Date	Time	Price	Trading volume (mio.)	Number of trades
Tradegate	2024/09/13	22:26	14.08 EUR	0.00	11
Stuttgart	2024/09/13	15:28	14.04 EUR	0.00	10
Nasdaq Copenhagen	2024/09/13	17:20	105.00 DKK	14.52	322
Munich	2024/09/13	08:19	14.16 EUR	0.00	2
London Stock Exchange	2024/	16:55	104.85 DKK	0.00	2

European Trade Reporting	09/13					
Frankfurt	2024/ 09/13	08:17	13.88 EUR	0.00		2
FINRA other OTC Issues	2024/ 08/16	19:54	14.75 USD	0.42		2
Duesseldorf	2024/ 09/13	19:31	13.90 EUR	0.00		7
Berlin	2024/ 09/13	21:43	14.08 EUR	0.00		18

## Company profile

### Company Logo

#### Contact Details

SCANDINAVIAN TOBACCO

--

----

Telefon: -

Fax: -

E-mail: -

### Company Profile

-