

PUMA SE

ISIN: DE0006969603

WKN: 696960

Overview

2024/07/26 17:35:28

Price

45.34 EUR

Difference  3.30% (1.45)

General attributes

ISIN	DE0006969603
Symbol	PUM
Exchange	Xetra
Currency	EUR
Sector	Consumer Products
Security type	Stock
Market cap (m)	6,794 EUR
Benchmark	GERMANY DAX

Market data

Bid (Bid size)	-
Ask (Ask size)	-
Open	43.91 EUR
High	45.50 EUR
Low	43.84 EUR
Close (prev. day)	43.89 EUR
VWAP	45.18045 EUR
Volume (pcs)	314,633
Trading volume	14,215,260.86
Number of trades	2,629
Last size	145,791

Futures and Options

Related Futures	39
Related Options	-











5y



Information about previous performance does not guarantee future performance.

Source: FactSet

Recent research

on sector		on market	
Date		Headline	Download
2024/07/26		Equity Weekly	
2024/07/24		Global Equity Ratings	
2024/07/24		Aktienempfehlungen Global	
2024/07/15		Aktienempfehlungen Global	
2024/07/12		Equity Weekly	

Details

2024/07/26 17:35:28

Price

45.34 EUR

Difference ▲ 3.30% (1.45)

General attributes

ISIN	DE0006969603
Symbol	PUM
Exchange	Xetra
Currency	EUR
Sector	Consumer Products
Security type	Stock
Market cap (m)	6,794 EUR
Benchmark	GERMANY DAX

Market data

Bid (Bid size)	-
Ask (Ask size)	-
Open	43.91 EUR
High	45.50 EUR
Low	43.84 EUR
Close (prev. day)	43.89 EUR
VWAP	45.18045 EUR
Volume (pcs)	314,633
Trading volume	14,215,260.86
Number of trades	2,629
Last size	145,791

Performance and Risk

	6m	1y	3y
Perf (%)	+18.94%	-23.57%	-56.86%
Perf (abs.)	+7.22	-13.98	-59.76
Beta	1.04	0.95	1.25
Volatility	31.91	36.50	37.94

5y



Information about previous performance does not guarantee future performance.
Source: FactSet

Price data

Ø price 5 days Ø volume 5 days (pcs.)	44.63 EUR (255,543)
Ø price 30 days Ø volume 30 days (pcs.)	43.96 EUR (370,129)
Ø price 100 days Ø volume 100 days (pcs.)	44.50 EUR (504,893)
Ø price 250 days Ø volume 250 days (pcs.)	49.39 EUR (526,209)
YTD High date	53.20 EUR (2024/05/10)
YTD Low date	35.60 EUR (2024/02/01)
52 Weeks High date	65.98 EUR (2023/08/10)
52 Weeks Low date	35.60 EUR (2024/02/01)

Arbitrage views

Exchange ⊕	Date	Time	Price	Trading volume (mio.)	Number of trades
Xetra	2024/07/26	17:35	45.34 EUR	14.22	2,629
Vienna Stock Exchange	2024/07/26	15:30	45.17 EUR	0.00	4
Tradegate	2024/07/26	22:26	45.43 EUR	0.48	132
Stuttgart	2024/07/26	21:45	45.33 EUR	0.02	70
SIX Swiss Exchange	2023/	17:36	112.20 CHF	0.00	1

	08/21					
Munich	2024/ 07/26	16:15	45.26 EUR	0.02		3
London Stock Exchange European Trade Reporting	2024/ 07/26	17:30	45.415 EUR	0.00		2
Hanover	2024/ 07/26	08:16	43.67 EUR	0.00		3
Hamburg	2024/ 07/26	10:55	44.78 EUR	0.00		2
Frankfurt	2024/ 07/26	20:34	45.47 EUR	0.01		3
FINRA other OTC Issues	2024/ 07/25	16:43	48.122 USD	0.00		4
Euronext Milan MTF Trading After Hours	2024/ 07/25	18:02	42.44 EUR	0.00		1
Euronext Milan MTF Global Equity Market	2024/ 07/26	17:44	45.40 EUR	0.01		3
Duesseldorf	2024/ 07/26	19:32	45.24 EUR	0.00		7
Berlin	2024/ 07/26	08:02	43.70 EUR	0.00		3

Company profile

Company Logo



Contact Details

PUMA SE

--

Puma Way 1 - 91074 Herzogenaurach

Telefon: +49-9132-81-0

Fax: +49-9132-81-2246

E-mail: info@puma.com

Company Profile

-

Members of Management Board

Arne Freundt Chairman of Managing Board

Anne-Laure Descours Member of Executive Committee

Hubert Hinterseher Member of Executive Committee

Maria Valdes Member of Executive Committee

Board of directors

Bernd Illig Member of Supervisory Board

Fiona May Oly Member of Supervisory Board

Harsh Saini Member of Supervisory Board

Jean-Marc Duplaix Member of Supervisory Board

Martin Köppel Member of Supervisory Board

Roland Krüger Member of Supervisory Board