

## UNITED RENTALS INC.

ISIN: US9113631090 WKN: 911363109

## Overview

2024/07/26 22:00:02

Price  
752.21 USDDifference  -0.27% (-2.05)

## General attributes

ISIN	US9113631090
Symbol	URI
Exchange	NYSE
Currency	USD
Sector	Other
Security type	Stock
Market cap (m)	46,161 EUR
Benchmark	S&P 500

## Market data

Bid (Bid size)	752.21 USD (200)
Ask (Ask size)	782.00 USD (300)
Open	763.59 USD
High	789.7995 USD
Low	750.065 USD
Close (prev. day)	754.26 USD
VWAP	762.60799 USD
Volume (pcs)	939,572
Trading volume	716,884,976.37
Number of trades	26,691
Last size	-

## Futures and Options









Related Futures	-
Related Options	-

5y



Information about previous performance does not guarantee future performance.  
Source: FactSet

## Recent research

on sector	on market		
Date		Headline	Download
2024/07/26		Equity Weekly	
2024/07/24		Global Equity Ratings	
2024/07/24		Aktienempfehlungen Global	
2024/07/15		Aktienempfehlungen Global	
2024/07/12		Global Equity Ratings	

## Details

2024/07/26 22:00:02

### Price

752.21 USD

 Difference ▼ -0.27% (-2.05)

### General attributes

ISIN	US9113631090
Symbol	URI
Exchange	NYSE
Currency	USD
Sector	Other
Security type	Stock
Market cap (m)	46,161 EUR
Benchmark	S&P 500

### Market data

Bid (Bid size)	752.21 USD (200)
Ask (Ask size)	782.00 USD (300)
Open	763.59 USD
High	789.7995 USD
Low	750.065 USD
Close (prev. day)	754.26 USD
VWAP	762.60799 USD
Volume (pcs)	939,572
Trading volume	716,884,976.37
Number of trades	26,691
Last size	-

### Performance and Risk

	6m	1y	3y
Perf (%)	+19.26%	+69.04%	+129.40%
Perf (abs.)	+121.46	+307.21	+424.30
Beta	1.57	1.75	1.43
Volatility	34.34	36.58	38.48

5y



Information about previous performance does not guarantee future performance.  
Source: FactSet

### Price data

Ø price 5 days   Ø volume 5 days (pcs.)	740.92 USD (895,462)
Ø price 30 days   Ø volume 30 days (pcs.)	670.99 USD (664,678)
Ø price 100 days   Ø volume 100 days (pcs.)	674.64 USD (574,296)
Ø price 250 days   Ø volume 250 days (pcs.)	576.76 USD (638,563)
YTD High   date	789.80 USD (2024/07/26)
YTD Low   date	533.70 USD (2024/01/08)
52 Weeks High   date	789.80 USD (2024/07/26)
52 Weeks Low   date	387.01 USD (2023/10/26)

### Arbitrage views

Exchange <span>⊕</span>	Date	Time	Price	Trading volume (mio.)	Number of trades
Tradegate	2024/07/26	22:26	693.20 EUR	0.07	14
Stuttgart	2024/07/26	15:44	716.20 EUR	0.00	5
NYSE	2024/07/26	22:00	752.21 USD	716.88	26,691
Munich	2024/07/26	08:02	692.40 EUR	0.00	2
London Stock	2024/05/	17:50	703.19 USD	0.01	1

Exchange	20						
Hanover	2024/07/26	08:01	692.40	EUR	0.00		3
Frankfurt	2024/07/26	14:12	705.40	EUR	0.00		1
Duesseldorf	2024/07/26	19:30	701.80	EUR	0.00		7
Berlin	2024/07/26	08:08	693.00	EUR	0.00		3

## Company profile

### Company Logo



### Contact Details

UNITED RENTALS INC.

--

100 First Stamford Place, Suite 700 - 06902  
Stamford

Telefon: +1-203-622-3131

Fax: +

E-mail: -

### Company Profile

-

### Members of Management Board

Michael Kneeland Chairman of Board of Directors

Bobby Griffin Member of Board of Directors

Francisco Lopez-Balboa Member of Board of Directors

Gracia Martore Member of Board of Directors

Kim Jones Member of Board of Directors

Larry de Shon Member of Board of Directors

Marc Bruno Member of Board of Directors

Shiv Singh Member of Board of Directors

Terri Kelly Member of Board of Directors

Matthew Flannery Chairman of Managing Board

Craig A. Pintoff Member of Executive Committee

Michael Durand Member of Executive Committee

William Grace Member of Executive Committee