

MINERAL RESOURCES LTD.

ISIN: **AU000000MIN4** WKN: **MIN**

Overview

2024/07/24 08:08:05

Price

31.915 EUR

Difference  -3.23% (-1.07)

General attributes

ISIN	AU000000MIN4
Symbol	MIN
Exchange	Berlin
Currency	EUR
Sector	Energy / Commodities
Security type	Stock
Market cap (m)	6,305 EUR
Benchmark	ASX ALL ORDINARIES INDEX

Market data

Bid (Bid size)	31.94 EUR (220)
Ask (Ask size)	32.26 EUR (217)
Open	31.915 EUR
High	31.915 EUR
Low	31.915 EUR
Close (prev. day)	32.98 EUR
VWAP	-
Volume (pcs)	0
Trading volume	0.00
Number of trades	1
Last size	0

Futures and Options








Related Futures	-
Related Options	1,052

5y



Information about previous performance does not guarantee future performance.
Source: FactSet

Recent research

on sector			
Date		Headline	Download
2024/07/24		Global Equity Ratings	
2024/07/24		Aktienempfehlungen Global	
2024/07/15		Aktienempfehlungen Global	
2024/07/12		Equity Weekly	
2024/07/12		Global Equity Ratings	

Details

2024/07/24 08:08:05

Price

31.915 EUR

 Difference ▼ -3.23% (-1.07)

General attributes

ISIN	AU000000MIN4
Symbol	MIN
Exchange	Berlin
Currency	EUR
Sector	Energy / Commodities
Security type	Stock
Market cap (m)	6,305 EUR
Benchmark	ASX ALL ORDINARIES INDEX

Market data

Bid (Bid size)	31.94 EUR (220)
Ask (Ask size)	32.26 EUR (217)
Open	31.915 EUR
High	31.915 EUR
Low	31.915 EUR
Close (prev. day)	32.98 EUR
VWAP	-
Volume (pcs)	0
Trading volume	0.00
Number of trades	1
Last size	0

Performance and Risk

	6m	1y	3y
Perf (%)	+1.00%	-22.56%	-14.34%
Perf (abs.)	+0.33	-9.61	-5.52
Beta	1.51	1.83	1.85
Volatility	35.85	40.42	48.04

5y



Information about previous performance does not guarantee future performance.
Source: FactSet

Price data

Ø price 5 days Ø volume 5 days (pcs.)	34.056 EUR (0)
Ø price 30 days Ø volume 30 days (pcs.)	35.421 EUR (0)
Ø price 100 days Ø volume 100 days (pcs.)	40.754 EUR (0)
Ø price 250 days Ø volume 250 days (pcs.)	39.215 EUR (2)
YTD High date	48.585 EUR (2024/05/20)
YTD Low date	31.535 EUR (2024/01/22)
52 Weeks High date	48.585 EUR (2024/05/20)
52 Weeks Low date	31.535 EUR (2024/01/22)

Arbitrage views

Exchange <input type="checkbox"/>	Date	Time	Price	Trading volume (mio.)	Number of trades
Tradegate	2024/07/24	10:40	32.30 EUR	0.00	3
Stuttgart	2024/07/24	10:32	31.75 EUR	0.00	2
Munich	2024/07/24	08:08	32.32 EUR	0.00	1
Hamburg	2024/07/24	08:01	31.80 EUR	0.00	1
Frankfurt	2024/	08:02	31.80 EUR	0.00	1

	07/24					
FINRA other OTC Issues	2024/07/18	20:01	35.0701 USD	0.01		1
Duesseldorf	2024/07/24	16:30	31.905 EUR	0.00		4
Berlin	2024/07/24	08:08	31.915 EUR	0.00		1
Australian Securities Exchange	2024/07/24	08:10	52.66 AUD	99.43		31,256

Company profile

Company Logo



Company Profile

-

Contact Details

MINERAL RESOURCES.

--

Telefon: -

Fax: -

E-mail: -