

SAMPO PLC 'A'

ISIN: **FI4000552500**WKN: **SAMPO**

Overview

2024/09/18 08:12:24

Price

41.68 EUR

Difference  -0.57% (-0.24)

General attributes

ISIN	FI4000552500
Symbol	SAMPO
Exchange	Berlin
Currency	EUR
Sector	Financial
Security type	Stock
Market cap (m)	20,861 EUR
Benchmark	OMX HELSINKI 25

Market data

Bid (Bid size)	-
Ask (Ask size)	-
Open	41.68 EUR
High	41.68 EUR
Low	41.68 EUR
Close (prev. day)	41.92 EUR
VWAP	-
Volume (pcs)	0
Trading volume	0.00
Number of trades	1
Last size	0

Futures and Options




Related Futures	64
Related Options	-

5y



Information about previous performance does not guarantee future performance.
Source: FactSet

Recent research

on sector		on market	
Date		Headline	Download
2024/09/11		Global Equity Ratings	
2024/09/11		Aktienempfehlungen Global	
2024/09/09		Aktienempfehlungen Österreich	
2024/09/06		Equity Weekly	
2024/09/05		Global Equity Ratings	

Details

2024/09/18 08:12:24

Price

41.68 EUR

Difference 📉 -0.57% (-0.24)

General attributes

ISIN	FI4000552500
Symbol	SAMPO
Exchange	Berlin
Currency	EUR
Sector	Financial
Security type	Stock
Market cap (m)	20,861 EUR
Benchmark	OMX HELSINKI 25

Market data

Bid (Bid size)	-
Ask (Ask size)	-
Open	41.68 EUR
High	41.68 EUR
Low	41.68 EUR
Close (prev. day)	41.92 EUR
VWAP	-
Volume (pcs)	0
Trading volume	0.00
Number of trades	1
Last size	0

Performance and Risk

	6m	1y	3y
Perf (%)	+3.23%	-0.19%	-3.92%
Perf (abs.)	+1.31	-0.08	-1.71
Beta	-	-	-
Volatility	18.57	20.10	22.13

5y



Information about previous performance does not guarantee future performance.
Source: FactSet

Price data

Ø price 5 days Ø volume 5 days (pcs.)	41.26 EUR (0)
Ø price 30 days Ø volume 30 days (pcs.)	40.61 EUR (0)
Ø price 100 days Ø volume 100 days (pcs.)	39.94 EUR (0)
Ø price 250 days Ø volume 250 days (pcs.)	39.56 EUR (0)
YTD High date	41.92 EUR (2024/09/17)
YTD Low date	37.53 EUR (2024/05/02)
52 Weeks High date	41.92 EUR (2024/09/17)
52 Weeks Low date	36.38 EUR (2023/10/04)

Arbitrage views

Exchange 📍	Date	Time	Price	Trading volume (mio.)	Number of trades
Tradegate	2024/09/18	22:02	41.44 EUR	0.03	8
Stuttgart	2024/09/18	15:31	41.14 EUR	0.00	11
Nasdaq Helsinki	2024/09/18	18:00	41.36 EUR	77.43	6,079
Nasdaq Copenhagen	2024/09/18	17:20	308.90 DKK	2.74	145
Munich	2024/	08:12	41.80 EUR	0.00	1

	09/18					
London Stock Exchange European Trade Reporting	2024/ 09/18	17:25	41.25 EUR	2.93		1
Hanover	2024/ 09/18	08:10	41.51 EUR	0.00		1
Frankfurt	2024/ 09/18	08:20	41.67 EUR	0.00		1
FINRA other OTC Issues	2024/ 09/10	16:34	45.05 USD	0.00		1
Duesseldorf	2024/ 09/18	08:12	41.41 EUR	0.00		1
Berlin	2024/ 09/18	08:12	41.68 EUR	0.00		1

Company profile

Company Logo



Contact Details

SAMPO OYJ

--

Fabianinkatu 27 00100 Helsinki

Telefon: +35 8 10 516 0100

Fax: +35 8 9 228 90 434

E-mail: ir@sampo.fi

Company Profile

-

Members of Management Board

Torbjörn Magnusson	Chairman of Managing Board
Ingrid Janbu Holthe	Member of Executive Committee
Knut Arne Alsaker	Member of Executive Committee
Morten Thorsrud	Member of Executive Committee
Patrick Lapveteläinen	Member of Executive Committee
Petri Niemisvirta	Member of Executive Committee
Ricard Wennerklint	Member of Executive Committee

Board of directors

Antti Mikael Mäkinen	Chairman of Supervisory Board
Johanna Lamminen	Member of Supervisory Board
Risto Murto	Member of Supervisory Board
Annica Witschard	Member of Supervisory Board
Christian Clausen	Member of Supervisory Board
Fiona Clutterbuck	Member of Supervisory Board
Georg Johan Casimir Ehnrooth	Member of Supervisory Board
Jannica Charlotta Fagerholm	Member of Supervisory Board
Markus Heikki Erdem Rauramo	Member of Supervisory Board
Steve Langan	Member of Supervisory Board