

AKWEL S.A.

ISIN: **FR0000053027**WKN: **5302**

Overview

2024/07/16 17:35:10

Price
11.02 EURDifference  -3.84% (-0.44)

General attributes

ISIN	FR0000053027
Symbol	AKW
Exchange	Euronext Paris
Currency	EUR
Sector	Automotive
Security type	Stock
Market cap (m)	295 EUR
Benchmark	CAC 40 INDEX

Market data

Bid (Bid size)	10.84 EUR (90)
Ask (Ask size)	11.26 EUR (93)
Open	11.44 EUR
High	11.44 EUR
Low	10.90 EUR
Close (prev. day)	11.46 EUR
VWAP	11.081656 EUR
Volume (pcs)	6,680
Trading volume	74,025.00
Number of trades	63
Last size	67

Futures and Options









Related Futures	-
Related Options	-

5y



Information about previous performance does not guarantee future performance.
Source: FactSet

Recent research

on sector	on market		
Date	Headline		Download
2024/07/15	 Aktienempfehlungen Global		
2024/07/12	 Global Equity Ratings		
2024/07/09	 Aktienempfehlungen Österreich		
2024/06/24	 Aktienempfehlungen Österreich		
2024/06/21	 Global Equity Ratings		

Details

2024/07/16 17:35:10

Price

11.02 EUR

Difference ▼ -3.84% (-0.44)

General attributes

ISIN	FR0000053027
Symbol	AKW
Exchange	Euronext Paris
Currency	EUR
Sector	Automotive
Security type	Stock
Market cap (m)	295 EUR
Benchmark	CAC 40 INDEX

Market data

Bid (Bid size)	10.84 EUR (90)
Ask (Ask size)	11.26 EUR (93)
Open	11.44 EUR
High	11.44 EUR
Low	10.90 EUR
Close (prev. day)	11.46 EUR
VWAP	11.081656 EUR
Volume (pcs)	6,680
Trading volume	74,025.00
Number of trades	63
Last size	67

Performance and Risk

	6m	1y	3y
Perf (%)	-32.23%	-20.72%	-50.36%
Perf (abs.)	-5.24	-2.88	-11.18
Beta	0.19	0.22	0.77
Volatility	32.48	32.98	37.44

5y



Information about previous performance does not guarantee future performance.
Source: FactSet

Price data

Ø price 5 days Ø volume 5 days (pcs.)	11.13 EUR (2,593)
Ø price 30 days Ø volume 30 days (pcs.)	11.65 EUR (3,415)
Ø price 100 days Ø volume 100 days (pcs.)	13.15 EUR (4,141)
Ø price 250 days Ø volume 250 days (pcs.)	14.52 EUR (7,044)
YTD High date	17.44 EUR (2024/02/07)
YTD Low date	10.52 EUR (2024/07/02)
52 Weeks High date	17.44 EUR (2024/02/07)
52 Weeks Low date	10.52 EUR (2024/07/02)

Arbitrage views

Exchange ⊕	Date	Time	Price	Trading volume (mio.)	Number of trades
Stuttgart	2024/07/16	15:35	10.70 EUR	0.00	10
Munich	2024/07/16	08:08	11.12 EUR	0.00	1
London Stock Exchange	2022/06/06	15:27	18.20 EUR	0.27	1
Frankfurt	2024/07/16	08:02	11.06 EUR	0.00	2
Euronext Paris	2024/07/16	17:35	11.02 EUR	0.07	63

	16						
Duesseldorf	2024/07/16	08:12	11.16	EUR	0.00		3
Berlin	2024/07/16	08:08	11.06	EUR	0.00		3

Company profile

Company Logo



Contact Details

AKWEL SA

--

Telefon: -

Fax: -

E-mail: -

Company Profile

-

Board of directors

André Coutier Chairman of Supervisory Board

Anne-Sylvie Vignat Ducret Member of Supervisory Board

Christophe Coutier Member of Supervisory Board

Emilie Coutier Member of Supervisory Board

Geneviève Coutier Member of Supervisory Board

Guillaume Wesolowski Member of Supervisory Board

Nicolas Job Member of Supervisory Board