

DOVRE GROUP PLC

ISIN: **FI0009008098** WKN: **DOV1V**

Overview

2024/09/19 11:03:00

Price
0.327 EURDifference  -0.30% (-0.00)

General attributes

ISIN	FI0009008098
Symbol	DOV1V
Exchange	Nasdaq Helsinki
Currency	EUR
Sector	Software
Security type	Stock
Market cap (m)	35 EUR
Benchmark	OMX HELSINKI 25

Market data

Bid (Bid size)	0.327 EUR (6,269)
Ask (Ask size)	0.332 EUR (2,441)
Open	0.329 EUR
High	0.334 EUR
Low	0.322 EUR
Close (prev. day)	0.328 EUR
VWAP	0.330151 EUR
Volume (pcs)	50,640
Trading volume	16,559.61
Number of trades	35
Last size	488

Futures and Options











Related Futures	-
Related Options	-

5y



Information about previous performance does not guarantee future performance.
Source: FactSet

Recent research

on sector		on market	
Date		Headline	Download
2024/09/11		Global Equity Ratings	
2024/09/11		Aktienempfehlungen Global	
2024/09/09		Aktienempfehlungen Österreich	
2024/09/06		Equity Weekly	
2024/09/05		Global Equity Ratings	

Details

2024/09/19 11:03:00

Price

0.327 EUR

Difference ▼ -0.30% (-0.00)

General attributes

ISIN	F10009008098
Symbol	DOV1V
Exchange	Nasdaq Helsinki
Currency	EUR
Sector	Software
Security type	Stock
Market cap (m)	35 EUR
Benchmark	OMX HELSINKI 25

Market data

Bid (Bid size)	0.327 EUR (6,269)
Ask (Ask size)	0.332 EUR (2,441)
Open	0.329 EUR
High	0.334 EUR
Low	0.322 EUR
Close (prev. day)	0.328 EUR
VWAP	0.330151 EUR
Volume (pcs)	50,640
Trading volume	16,559.61
Number of trades	35
Last size	488

Performance and Risk

	6m	1y	3y
Perf (%)	-14.36%	-33.33%	-41.64%
Perf (abs.)	-0.06	-0.16	-0.23
Beta	-	-	-
Volatility	44.47	40.13	35.83

5y



Information about previous performance does not guarantee future performance.
Source: FactSet

Price data

Ø price 5 days Ø volume 5 days (pcs.)	0.330 EUR (28,871)
Ø price 30 days Ø volume 30 days (pcs.)	0.338 EUR (42,479)
Ø price 100 days Ø volume 100 days (pcs.)	0.346 EUR (36,824)
Ø price 250 days Ø volume 250 days (pcs.)	0.383 EUR (74,671)
YTD High date	0.468 EUR (2024/01/25)
YTD Low date	0.296 EUR (2024/04/22)
52 Weeks High date	0.502 EUR (2023/09/20)
52 Weeks Low date	0.296 EUR (2024/04/22)

Arbitrage views

Exchange	Date	Time	Price	Trading volume (mio.)	Number of trades
Stuttgart	2024/09/19	08:00	0.312 EUR	0.00	1
Nasdaq Helsinki	2024/09/19	11:03	0.327 EUR	0.02	35
Munich	2024/09/19	08:10	0.339 EUR	0.00	1
London Stock Exchange	2019/03/29	17:25	0.232 EUR	0.00	2
Frankfurt	2024/09/19	08:07	0.298 EUR	0.00	1

Company profile

Company Logo

Contact Details

DOVRE GROUP OYJ

--

Maapallonkuja 1 A - 02210 Espoo

Telefon: +358 20 436 2000

Fax: +358 20 436 2500

E-mail: -

Company Profile

-