

KONECRANES ABP

ISIN: FI0009005870

WKN: KCR

Overview

2022/08/19 12:01:49

Price

25.20 EUR

Difference  -1.06% (-0.27)

General attributes

ISIN	FI0009005870
Symbol	KCR
Exchange	Nasdaq Helsinki
Currency	EUR
Sector	Industry
Security type	Stock
Market cap (m)	2,016 EUR
Benchmark	OMX HELSINKI 25

Market data

Bid (Bid size)	25.16 EUR (527)
Ask (Ask size)	25.21 EUR (528)
Open	25.20 EUR
High	25.39 EUR
Low	24.99 EUR
Close (prev. day)	25.47 EUR
VWAP	25.147615 EUR
Volume (pcs)	36,550
Trading volume	919,145.33
Number of trades	259
Last size	45

Futures and Options

Related Futures	15
Related Options	-











5y



Information about previous performance does not guarantee future performance.

Source: FactSet

Recent research

on sector		on market	
Date		Headline	Download
2022/08/18		Global Equity Ratings	
2022/08/18		Aktienempfehlungen Global	
2022/08/12		Equity Weekly	
2022/08/08		Global Equity Ratings	
2022/08/08		Aktienempfehlungen Global	

Details

2022/08/19 12:01:49

Price

25.20 EUR

Difference ▼ -1.06% (-0.27)

General attributes

ISIN	F10009005870
Symbol	KCR
Exchange	Nasdaq Helsinki
Currency	EUR
Sector	Industry
Security type	Stock
Market cap (m)	2,016 EUR
Benchmark	OMX HELSINKI 25

Market data

Bid (Bid size)	25.16 EUR (527)
Ask (Ask size)	25.21 EUR (528)
Open	25.20 EUR
High	25.39 EUR
Low	24.99 EUR
Close (prev. day)	25.47 EUR
VWAP	25.147615 EUR
Volume (pcs)	36,550
Trading volume	919,145.33
Number of trades	259
Last size	45

Performance and Risk

	6m	1y	3y
Perf (%)	-22.56%	-28.29%	-2.15%
Perf (abs.)	-7.42	-10.05	-0.56
Beta	1.01	1.11	1.01
Volatility	47.35	43.24	42.63

5y



Information about previous performance does not guarantee future performance.

Source: FactSet

Price data

Ø price 5 days Ø volume 5 days (pcs.)	25.77 EUR (128,135)
Ø price 30 days Ø volume 30 days (pcs.)	25.01 EUR (222,451)
Ø price 100 days Ø volume 100 days (pcs.)	26.04 EUR (263,722)
Ø price 250 days Ø volume 250 days (pcs.)	31.59 EUR (241,566)
YTD High date	38.43 EUR (2022/01/20)
YTD Low date	21.51 EUR (2022/07/13)
52 Weeks High date	42.31 EUR (2021/09/07)
52 Weeks Low date	21.51 EUR (2022/07/13)

Arbitrage views

Exchange ⊕	Date	Time	Price	Trading volume (mio.)	Number of trades
Tradegate	2022/08/18	22:02	25.49 EUR	0.00	1
Stuttgart	2022/08/19	11:25	24.99 EUR	0.00	4
Nasdaq Helsinki	2022/08/19	12:01	25.20 EUR	0.92	259
London Stock Exchange European Trade Reporting	2022/08/19	09:00	25.16 EUR	0.00	1
Frankfurt	2022/08/19	10:48	24.94 EUR	0.00	2

	08/19						
FINRA other OTC Issues	2022/ 07/12	19:43	22.10 USD	0.00		1	
Duesseldorf	2022/ 08/19	11:00	24.98 EUR	0.00		5	
Berlin	2022/ 08/19	11:55	25.15 EUR	0.00		5	

Company profile

Company Logo



Contact Details

KONECRANES OYJ

- -

Koneenkatu 8 - 05801 Hyvinkää

Telefon: 358-20-427-11

Fax: 358-20-427-2099

E-mail: -

Company Profile

-

Members of Management Board

Anneli Karkovirta Member of Executive Committee

Carolin Paulus Member of Executive Committee

Fabio Fiorino Member of Executive Committee

Juha Pankakoski Member of Executive Committee

Mika Mahlberg Member of Executive Committee

Sirpa Poitsalo Member of Executive Committee

Teo Ottola Member of Executive Committee

Topi Tiitola Member of Executive Committee

Board of directors

Carl Christoph Eric Vitzthum von Eckstädt Chairman of Supervisory Board

Janina Elena Kugel Member of Supervisory Board

Niko Mokkila Member of Supervisory Board

Pasi Laine Member of Supervisory Board

Pauli Anttila Member of Supervisory Board

Per Vegard Nerseth Member of Supervisory Board

Päivi Rekonen Member of Supervisory Board

Sami Piittisjärvi Member of Supervisory Board

Ulf Peter Mikael Liljedahl Member of Supervisory Board