

HINO MOTORS LTD.

ISIN: JP3792600003 WKN: 7205

Overview

2024/07/26 08:00:47

Price
2.64 EURDifference  12.82% (0.30)

General attributes

| | |
|----------------|--------------|
| ISIN | JP3792600003 |
| Symbol | 7205 |
| Exchange | Munich |
| Currency | EUR |
| Sector | Automotive |
| Security type | Stock |
| Market cap (m) | 1,560 EUR |
| Benchmark | NIKKEI 225 |

Market data

| | |
|-------------------|----------|
| Bid (Bid size) | - |
| Ask (Ask size) | - |
| Open | 2.64 EUR |
| High | 2.64 EUR |
| Low | 2.64 EUR |
| Close (prev. day) | 2.34 EUR |
| VWAP | 3.66 EUR |
| Volume (pcs) | 0 |
| Trading volume | 0.00 |
| Number of trades | 2 |
| Last size | 0 |

Futures and Options







| | |
|-----------------|---|
| Related Futures | - |
| Related Options | - |

5y



Information about previous performance does not guarantee future performance.
Source: FactSet

Recent research

| on sector | | on market | |
|------------|---|-------------------------------|---|
| Date | | Headline | Download |
| 2024/07/24 |  | Global Equity Ratings |  |
| 2024/07/24 |  | Aktienempfehlungen Global |  |
| 2024/07/15 |  | Aktienempfehlungen Global |  |
| 2024/07/12 |  | Global Equity Ratings |  |
| 2024/07/09 |  | Aktienempfehlungen Österreich |  |

Details

2024/07/26 08:00:47

Price

2.64 EUR

Difference ▲ 12.82% (0.30)

General attributes

| | |
|----------------|--------------|
| ISIN | JP3792600003 |
| Symbol | 7205 |
| Exchange | Munich |
| Currency | EUR |
| Sector | Automotive |
| Security type | Stock |
| Market cap (m) | 1,560 EUR |
| Benchmark | NIKKEI 225 |

Market data

| | |
|-------------------|----------|
| Bid (Bid size) | - |
| Ask (Ask size) | - |
| Open | 2.64 EUR |
| High | 2.64 EUR |
| Low | 2.64 EUR |
| Close (prev. day) | 2.34 EUR |
| VWAP | 3.66 EUR |
| Volume (pcs) | 0 |
| Trading volume | 0.00 |
| Number of trades | 2 |
| Last size | 0 |

Performance and Risk

| | 6m | 1y | 3y |
|-------------|---------|---------|---------|
| Perf (%) | -13.73% | -33.33% | -61.44% |
| Perf (abs.) | -0.42 | -1.32 | -4.21 |
| Beta | 0.80 | 0.90 | 1.03 |
| Volatility | 34.18 | 38.20 | 36.71 |

5y



Information about previous performance does not guarantee future performance.
Source: FactSet

Price data

| | |
|---|-----------------------|
| Ø price 5 days Ø volume 5 days (pcs.) | 2.46 EUR (0) |
| Ø price 30 days Ø volume 30 days (pcs.) | 2.43 EUR (0) |
| Ø price 100 days Ø volume 100 days (pcs.) | 2.69 EUR (0) |
| Ø price 250 days Ø volume 250 days (pcs.) | 2.98 EUR (1) |
| YTD High date | 3.20 EUR (2024/03/22) |
| YTD Low date | 2.32 EUR (2024/07/10) |
| 52 Weeks High date | 4.00 EUR (2023/07/27) |
| 52 Weeks Low date | 2.32 EUR (2024/07/10) |

All listings for HINO MOTORS LTD.

| Exchange ⊕ | Date | Time | Price | Trading volume (mio.) | Number of trades |
|-------------------------|------------|-------|------------|-----------------------|------------------|
| Tradegate | 2024/07/26 | 22:26 | 2.78 EUR | 0.00 | 3 |
| Tokyo Stock Exchange | 2024/07/26 | 08:00 | 453.40 JPY | 75.07 | 21,418 |
| Stuttgart | 2024/07/26 | 08:29 | 2.68 EUR | 0.00 | 3 |
| Munich | 2024/07/26 | 08:00 | 2.64 EUR | 0.00 | 2 |
| Hanover | 2024/07/26 | 08:01 | 2.68 EUR | 0.00 | 3 |

| | | | | | | |
|------------------------|------------|-------|----------|------|--|---|
| | 26 | | | | | |
| Frankfurt | 2024/07/26 | 08:12 | 2.64 EUR | 0.00 | | 2 |
| FINRA other OTC Issues | 2024/04/10 | 19:57 | 3.37 USD | 0.00 | | 4 |
| Duesseldorf | 2024/07/26 | 19:31 | 2.70 EUR | 0.00 | | 7 |
| Berlin | 2024/07/26 | 21:05 | 2.74 EUR | 0.00 | | 7 |

Company profile

Company Logo



Company Profile

-

Contact Details

HINO MOTORS

--

3-1-1, Hinodai, Hino City - 191-8660 Tokyo

Telefon: 042-586-5111

Fax: -

E-mail: -