

MACMAHON HLDGS NPV

ISIN: **AU000000MAH3** WKN: **MAH**

Overview

2024/07/18 08:10:09

Price
0.27 AUDDifference  0.00% (0.00)

General attributes

ISIN	AU000000MAH3
Symbol	MAH
Exchange	Australian Securities Exchange
Currency	AUD
Sector	Industry
Security type	Stock
Market cap (m)	358 EUR
Benchmark	ASX ALL ORDINARIES INDEX

Market data

Bid (Bid size)	0.26 AUD (326,428)
Ask (Ask size)	0.27 AUD (100,577)
Open	0.275 AUD
High	0.275 AUD
Low	0.26 AUD
Close (prev. day)	0.27 AUD
VWAP	0.267806 AUD
Volume (pcs)	9,230,633
Trading volume	2,508,125.82
Number of trades	206
Last size	-

Futures and Options











Related Futures	-
Related Options	-

5y



Information about previous performance does not guarantee future performance.
Source: FactSet

Recent research

on sector	Date	Headline	Download
	2024/07/15	 Aktienempfehlungen Global	
	2024/07/12	 Global Equity Ratings	
	2024/07/09	 Aktienempfehlungen Österreich	
	2024/06/24	 Aktienempfehlungen Österreich	
	2024/06/21	 Global Equity Ratings	

Details

2024/07/18 08:10:09

Price

0.27 AUD

Difference ➔ 0.00% (0.00)

General attributes

ISIN	AU000000MAH3
Symbol	MAH
Exchange	Australian Securities Exchange
Currency	AUD
Sector	Industry
Security type	Stock
Market cap (m)	358 EUR
Benchmark	ASX ALL ORDINARIES INDEX

Market data

Bid (Bid size)	0.26 AUD (326,428)
Ask (Ask size)	0.27 AUD (100,577)
Open	0.275 AUD
High	0.275 AUD
Low	0.26 AUD
Close (prev. day)	0.27 AUD
VWAP	0.267806 AUD
Volume (pcs)	9,230,633
Trading volume	2,508,125.82
Number of trades	206
Last size	-

Performance and Risk

	6m	1y	3y
Perf (%)	+45.95%	+86.21%	+25.58%
Perf (abs.)	+0.09	+0.13	+0.06
Beta	0.47	0.30	0.79
Volatility	48.56	50.27	52.10

5y



Information about previous performance does not guarantee future performance.

Source: FactSet

Price data

Ø price 5 days Ø volume 5 days (pcs.)	0.27 AUD (3,535,272)
Ø price 30 days Ø volume 30 days (pcs.)	0.28 AUD (2,812,247)
Ø price 100 days Ø volume 100 days (pcs.)	0.25 AUD (2,951,339)
Ø price 250 days Ø volume 250 days (pcs.)	0.20 AUD (1,987,437)
YTD High date	0.30 AUD (2024/06/18)
YTD Low date	0.17 AUD (2024/01/30)
52 Weeks High date	0.30 AUD (2024/06/18)
52 Weeks Low date	0.14 AUD (2023/07/24)

All listings for MACMAHON HLDGS NPV

Exchange ⊕	Date	Time	Price	Trading volume (mio.)	Number of trades
FINRA other OTC Issues	2024/06/27	15:55	0.1711 USD	0.00	1
Australian Securities Exchange	2024/07/18	08:10	0.27 AUD	2.51	206

Company profile

Company Logo



Company Profile

-

Contact Details

MACMAHON HLDGS

--

Level 3, Adelaide Terrace 1 6004 Earth
Perth, WAS

Telefon: +61 8 9365 1111

Fax: +61 8 9365 1199

E-mail: -