

## HORNBAACH HOLDING AG &amp; CO. KGAA

ISIN: DE0006083405 WKN: 608340

## Overview

2024/04/19 21:55:03

Price  
72.80 EURDifference  -1.09% (-0.80)

## General attributes

ISIN	DE0006083405
Symbol	HBH
Exchange	Stuttgart
Currency	EUR
Sector	Commerce
Security type	Stock
Market cap (m)	1,169 EUR
Benchmark	GERMANY DAX

## Market data

Bid (Bid size)	- (0)
Ask (Ask size)	- (0)
Open	73.30 EUR
High	73.80 EUR
Low	72.60 EUR
Close (prev. day)	73.60 EUR
VWAP	-
Volume (pcs)	150
Trading volume	10,992.00
Number of trades	63
Last size	0

## Futures and Options











Related Futures	15
Related Options	-

5y



Information about previous performance does not guarantee future performance.  
Source: FactSet

## Recent research

on sector		on market	
Date		Headline	Download
2024/04/03		Global Equity Ratings	
2024/04/03		Aktienempfehlungen Global	
2024/03/13		Global Equity Ratings	
2024/03/13		Aktienempfehlungen Global	
2024/02/22		Aktienempfehlungen Global	

## Details

2024/04/19 21:55:03

## Price

72.80 EUR

Difference 📉 -1.09% (-0.80)

## General attributes

ISIN	DE0006083405
Symbol	HBH
Exchange	Stuttgart
Currency	EUR
Sector	Commerce
Security type	Stock
Market cap (m)	1,169 EUR
Benchmark	GERMANY DAX

## Market data

Bid (Bid size)	- (0)
Ask (Ask size)	- (0)
Open	73.30 EUR
High	73.80 EUR
Low	72.60 EUR
Close (prev. day)	73.60 EUR
VWAP	-
Volume (pcs)	150
Trading volume	10,992.00
Number of trades	63
Last size	0

## Performance and Risk

	6m	1y	3y
Perf (%)	+27.27%	-3.45%	-11.97%
Perf (abs.)	+15.60	-2.60	-9.90
Beta	1.05	1.16	0.99
Volatility	22.14	26.07	34.38

5y



Information about previous performance does not guarantee future performance.  
Source: FactSet

## Price data

Ø price 5 days   Ø volume 5 days (pcs.)	73.80 EUR (81)
Ø price 30 days   Ø volume 30 days (pcs.)	71.40 EUR (379)
Ø price 100 days   Ø volume 100 days (pcs.)	66.77 EUR (379)
Ø price 250 days   Ø volume 250 days (pcs.)	66.75 EUR (319)
YTD High   date	76.80 EUR (2024/04/15)
YTD Low   date	62.85 EUR (2024/02/06)
52 Weeks High   date	77.45 EUR (2023/05/10)
52 Weeks Low   date	55.15 EUR (2023/10/27)

## Arbitrage views

Exchange <span>📍</span>	Date	Time	Price	Trading volume (mio.)	Number of trades
Xetra	2024/04/19	17:35	73.10 EUR	0.53	165
Vienna Stock Exchange	2024/04/19	17:32	73.00 EUR	0.00	2
Tradegate	2024/04/19	22:26	73.00 EUR	0.13	29
Stuttgart	2024/04/19	21:55	72.80 EUR	0.01	63
SIX Swiss Exchange	2019/	17:30	54.60 CHF	0.00	1

	05/02					
Munich	2024/ 04/19	08:04	73.80 EUR	0.00		2
London Stock Exchange European Trade Reporting	2024/ 04/19	17:30	72.90 EUR	0.00		2
Hanover	2024/ 04/19	08:16	73.30 EUR	0.00		3
Hamburg	2024/ 04/19	08:16	73.30 EUR	0.00		3
Frankfurt	2024/ 04/19	08:10	73.20 EUR	0.00		2
FINRA other OTC Issues	2022/ 03/17	20:10	134.00 USD	0.19		1
Duesseldorf	2024/ 04/19	19:32	72.60 EUR	0.00		7
Berlin	2024/ 04/19	08:04	73.10 EUR	0.00		2

## Company profile

### Company Logo



### Contact Details

HORNBACH HOLDING AG & CO. KGAA

--

Hornbachstraße 11 - 76879 Bornheim

Telefon: +49-6348-60-00

Fax: +49-6348-60-4000

E-mail: [info@hornbach-holding.com](mailto:info@hornbach-holding.com)

### Company Profile

-

### Members of Management Board

Albrecht Hornbach	Chairman of Managing Board
Erich Harsch	Member of Executive Committee
Karin Dohm	Member of Executive Committee

### Board of directors

John Feldmann	Chairman of Supervisory Board
Martin Hornbach	Member of Supervisory Board
Melanie Thomann-Bopp	Member of Supervisory Board
Simona Scarpaleggia	Member of Supervisory Board
Simone Krah	Member of Supervisory Board
Vanessa Stütze	Member of Supervisory Board