

## TAKKT AG

ISIN: DE0007446007

WKN: 744600

## Overview

2024/09/13 21:55:33

## Price

9.41 EUR

Difference  2.62% (0.24)

## General attributes

ISIN	DE0007446007
Symbol	TTK
Exchange	Stuttgart
Currency	EUR
Sector	Commerce
Security type	Stock
Market cap (m)	614 EUR
Benchmark	GERMANY DAX

## Market data

Bid (Bid size)	- (0)
Ask (Ask size)	- (0)
Open	9.22 EUR
High	9.47 EUR
Low	9.22 EUR
Close (prev. day)	9.17 EUR
VWAP	-
Volume (pcs)	1,300
Trading volume	12,239.00
Number of trades	65
Last size	0

## Futures and Options











Related Futures	-
Related Options	-



Information about previous performance does not guarantee future performance.

Source: FactSet

## Recent research

on sector		on market	
Date		Headline	Download
2024/09/11		Global Equity Ratings	
2024/09/11		Aktienempfehlungen Global	
2024/09/05		Global Equity Ratings	
2024/09/05		Aktienempfehlungen Global	
2024/08/12		Global Equity Ratings	

## Details

2024/09/13 21:55:33

## Price

9.41 EUR

Difference ↗ 2.62% (0.24)

## General attributes

ISIN	DE0007446007
Symbol	TTK
Exchange	Stuttgart
Currency	EUR
Sector	Commerce
Security type	Stock
Market cap (m)	614 EUR
Benchmark	GERMANY DAX

## Market data

Bid (Bid size)	- (0)
Ask (Ask size)	- (0)
Open	9.22 EUR
High	9.47 EUR
Low	9.22 EUR
Close (prev. day)	9.17 EUR
VWAP	-
Volume (pcs)	1,300
Trading volume	12,239.00
Number of trades	65
Last size	0

## Performance and Risk

	6m	1y	3y
Perf (%)	-29.99%	-31.01%	-31.51%
Perf (abs.)	-4.03	-4.23	-4.33
Beta	-	-	-
Volatility	38.75	34.59	30.02

5y



Information about previous performance does not guarantee future performance.  
Source: FactSet

## Price data

Ø price 5 days   Ø volume 5 days (pcs.)	9.51 EUR (821)
Ø price 30 days   Ø volume 30 days (pcs.)	10.16 EUR (855)
Ø price 100 days   Ø volume 100 days (pcs.)	11.25 EUR (1,099)
Ø price 250 days   Ø volume 250 days (pcs.)	12.44 EUR (928)
YTD High   date	14.60 EUR (2024/01/25)
YTD Low   date	9.14 EUR (2024/09/12)
52 Weeks High   date	14.60 EUR (2024/01/25)
52 Weeks Low   date	9.14 EUR (2024/09/12)

## All listings for TAKKT AG

Exchange <span>↕</span>	Date	Time	Price	Trading volume (mio.)	Number of trades
Xetra	2024/09/13	17:35	9.48 EUR	0.12	139
Vienna Stock Exchange	2024/09/13	17:32	9.47 EUR	0.00	5
Tradegate	2024/09/13	22:26	9.45 EUR	0.05	17
Stuttgart	2024/09/13	21:55	9.41 EUR	0.01	65
SIX Swiss Exchange	2019/	17:31	13.72 CHF	0.01	1

	06/25					
Munich	2024/ 09/13	08:01	9.29 EUR	0.00		2
London Stock Exchange European Trade Reporting	2024/ 09/13	17:30	9.405 EUR	0.00		2
Hanover	2024/ 09/13	08:16	9.21 EUR	0.00		3
Hamburg	2024/ 09/13	08:16	9.21 EUR	0.00		1
Frankfurt	2024/ 09/13	12:59	9.31 EUR	0.00		1
Duesseldorf	2024/ 09/13	19:32	9.39 EUR	0.00		5
Berlin	2024/ 09/13	21:52	9.47 EUR	0.00		18

## Company profile

### Company Logo



### Contact Details

TAKKT AG

--

Presselstraße 12 - 70191 Stuttgart

Telefon: +49-711-3465-80

Fax: +49-711-3465-8100

E-mail: kontakt@takkt.de

### Company Profile

-

#### Members of Management Board

Andreas Weishaar	Chairman of Managing Board
Lars Bolscho	Member of Executive Committee

#### Board of directors

Hubertus Mühlhäuser	Chairman of Supervisory Board
Johannes Haupt	Member of Supervisory Board
Aliz Tepfenhart	Member of Supervisory Board
Alyssa McDonald-Bärtl	Member of Supervisory Board
Stefan Räbsamen	Member of Supervisory Board
Thomas Kniehl	Member of Supervisory Board