

ORICA LTD.

ISIN: AU000000ORI1

WKN: ORI

Overview

2024/07/19 08:01:18

Price
10.90 EURDifference  -0.91% (-0.10)

General attributes

ISIN	AU000000ORI1
Symbol	ORI
Exchange	Munich
Currency	EUR
Sector	Chemical / Pharmaceutical / Health
Security type	Stock
Market cap (m)	5,271 EUR
Benchmark	ASX ALL ORDINARIES INDEX

Market data

Bid (Bid size)	10.70 EUR (500)
Ask (Ask size)	10.90 EUR (500)
Open	10.90 EUR
High	10.90 EUR
Low	10.90 EUR
Close (prev. day)	11.00 EUR
VWAP	10.60 EUR
Volume (pcs)	0
Trading volume	0.00
Number of trades	1
Last size	0

Futures and Options





Related Futures	-
Related Options	579

5y



Information about previous performance does not guarantee future performance.
Source: FactSet

Recent research

on sector		
Date	Headline	Download
2024/07/15	 Aktienempfehlungen Global	
2024/07/12	 Global Equity Ratings	
2024/07/09	 Aktienempfehlungen Österreich	
2024/06/24	 Aktienempfehlungen Österreich	
2024/06/21	 Global Equity Ratings	

Details

2024/07/19 08:01:18

Price

10.90 EUR

Difference ▼ -0.91% (-0.10)

General attributes

ISIN	AU000000ORI1
Symbol	ORI
Exchange	Munich
Currency	EUR
Sector	Chemical / Pharmaceutical / Health
Security type	Stock
Market cap (m)	5,271 EUR
Benchmark	ASX ALL ORDINARIES INDEX

Market data

Bid (Bid size)	10.70 EUR (500)
Ask (Ask size)	10.90 EUR (500)
Open	10.90 EUR
High	10.90 EUR
Low	10.90 EUR
Close (prev. day)	11.00 EUR
VWAP	10.60 EUR
Volume (pcs)	0
Trading volume	0.00
Number of trades	1
Last size	0

Performance and Risk

	6m	1y	3y
Perf (%)	+13.40%	+21.55%	+31.74%
Perf (abs.)	+1.30	+1.95	+2.65
Beta	0.78	0.86	0.79
Volatility	9.87	10.77	19.13



Information about previous performance does not guarantee future performance.
Source: FactSet

Price data

Ø price 5 days Ø volume 5 days (pcs.)	11.04 EUR (0)
Ø price 30 days Ø volume 30 days (pcs.)	11.05 EUR (0)
Ø price 100 days Ø volume 100 days (pcs.)	10.93 EUR (2)
Ø price 250 days Ø volume 250 days (pcs.)	10.05 EUR (1)
YTD High date	11.50 EUR (2024/05/16)
YTD Low date	9.70 EUR (2024/01/17)
52 Weeks High date	11.50 EUR (2024/05/16)
52 Weeks Low date	8.85 EUR (2023/11/01)

All listings for ORICA LTD.

Exchange	Date	Time	Price	Trading volume (mio.)	Number of trades
Tradegate	2024/07/18	22:02	11.00 EUR	0.00	1
Stuttgart	2024/07/19	09:32	10.70 EUR	0.00	2
Munich	2024/07/19	08:01	10.90 EUR	0.00	1
Hamburg	2024/07/19	08:02	10.70 EUR	0.00	1
Frankfurt	2024/07/19	08:06	10.70 EUR	0.00	1

	19						
FINRA other OTC Issues	2024/06/25	16:59	10.93 USD	0.02		10	
Duesseldorf	2024/07/19	09:30	10.60 EUR	0.00		2	
Berlin	2024/07/19	08:08	10.70 EUR	0.00		1	
Australian Securities Exchange	2024/07/19	08:10	17.60 AUD	16.93		5,806	

Company profile

Company Logo



Company Profile

-

Contact Details

ORICA LTD

--

1 Nicholson Street - VIC 3000 MELBOURNE

Telefon: +61 3 9665 7111

Fax: +61 3 9665 7937

E-mail: -