

SWISS FRANC / CZECH KORUNA (CHF/CZK)

2024/07/26 23:28:36

Price

26.4030 CZK

1 CHF = 26.4030 CZK
1 CZK = 0.03787 CHF

Difference

 **-0.50%**
(-0.13)

General attributes

Exchange rate -
Exchange OTCD FX Premium
Security type Currency

Market data

Open 26.5380 CZK
High 26.5460 CZK
Low 26.3690 CZK
Close (prev. day) 26.5370 CZK

Performance and Risk

	6m	1y	3y
Perf (%)	+0.16%	+4.91%	+11.31%
Perf (abs.)	+0.04	+1.24	+2.68
Beta	-	-	-
Volatility	5.90	6.13	7.14

Futures and Options

Related Futures -
Related Options -

5y












Information about previous performance does not guarantee future performance.
Source: FactSet

Price data

Ø price 5 days Ø volume 5 days (pcs.)	26.3392 CZK (0)
Ø price 30 days Ø volume 30 days (pcs.)	26.0427 CZK (0)
Ø price 100 days Ø volume 100 days (pcs.)	25.6840 CZK (0)
Ø price 250 days Ø volume 250 days (pcs.)	25.9738 CZK (0)
YTD High date	26.8820 CZK (2024/02/15)
YTD Low date	24.7800 CZK (2024/05/26)
52 Weeks High date	26.8820 CZK (2024/02/15)
52 Weeks Low date	24.7540 CZK (2023/08/02)

Recent research

on instrument	on market		
Date	Headline		Download
2024/07/25	 CEE Special Report Can we work more for longer?		
2024/07/22	 Will Hungarian central bank pause or continue with...		
2024/07/15	 Data mix in the week to come		
2024/07/15	 Aktienempfehlungen Global		
2024/07/12	 Global Equity Ratings		