

## CHINA MOBILE LTD.

ISIN: **HK0941009539** WKN: -

## Overview

2024/07/26 19:30:35

Price

8.492 EUR

Difference  -2.69% (-0.24)

## General attributes

ISIN	HK0941009539
Symbol	941
Exchange	Duesseldorf
Currency	EUR
Sector	Telecommunications
Security type	Stock
Market cap (m)	176,278 EUR
Benchmark	HANG SENG INDEX

## Market data

Bid (Bid size)	-
Ask (Ask size)	-
Open	8.59 EUR
High	8.59 EUR
Low	8.492 EUR
Close (prev. day)	8.727 EUR
VWAP	-
Volume (pcs)	0
Trading volume	0.00
Number of trades	5
Last size	0

## Futures and Options

Related Futures	-
Related Options	-











5y



Information about previous performance does not guarantee future performance.

Source: FactSet

## Recent research

on instrument		on sector	
Date		Headline	Download
2022/05/04		Global Equity Ratings	
2022/05/04		Aktienempfehlungen Global	
2022/04/27		Global Equity Ratings	
2022/04/27		Aktienempfehlungen Global	
2022/04/14		Global Equity Ratings	

## Details

2024/07/26 19:30:35

## Price

8.492 EUR

Difference ▼ -2.69% (-0.24)

## General attributes

ISIN	HK0941009539
Symbol	941
Exchange	Duesseldorf
Currency	EUR
Sector	Telecommunications
Security type	Stock
Market cap (m)	176,278 EUR
Benchmark	HANG SENG INDEX

## Market data

Bid (Bid size)	-
Ask (Ask size)	-
Open	8.59 EUR
High	8.59 EUR
Low	8.492 EUR
Close (prev. day)	8.727 EUR
VWAP	-
Volume (pcs)	0
Trading volume	0.00
Number of trades	5
Last size	0

## Performance and Risk

	6m	1y	3y
Perf (%)	+8.11%	+14.37%	+62.90%
Perf (abs.)	+0.64	+1.07	+3.28
Beta	0.32	2.16	0.43
Volatility	18.38	17.69	19.01

5y



Information about previous performance does not guarantee future performance.  
Source: FactSet

## Price data

Ø price 5 days   Ø volume 5 days (pcs.)	8.726 EUR (100)
Ø price 30 days   Ø volume 30 days (pcs.)	8.851 EUR (130)
Ø price 100 days   Ø volume 100 days (pcs.)	8.417 EUR (82)
Ø price 250 days   Ø volume 250 days (pcs.)	7.908 EUR (47)
YTD High   date	9.300 EUR (2024/07/03)
YTD Low   date	7.330 EUR (2024/01/22)
52 Weeks High   date	9.300 EUR (2024/07/03)
52 Weeks Low   date	7.015 EUR (2023/12/22)

## Arbitrage views

Exchange <span>⊕</span>	Date	Time	Price	Trading volume (mio.)	Number of trades
Stuttgart FXplus	2021/04/30	08:30	5.487 HKD	0.00	2
Stuttgart	2024/07/26	08:08	8.536 EUR	0.00	3
SIX Swiss Exchange	2020/02/10	17:36	8.30 CHF	0.00	1
Munich	2024/07/26	14:25	8.51 EUR	0.00	2
Hong Kong Stock	2024/07/26	10:08	72.75 HKD	-	-

Exchange	26					
Hanover	2024/07/26	09:10	8.58	EUR	0.00	3
Hamburg	2024/07/26	13:55	8.51	EUR	0.00	2
Frankfurt	2024/07/26	16:40	8.656	EUR	0.02	4
Duesseldorf	2024/07/26	19:30	8.492	EUR	0.00	5
Berlin	2024/07/26	21:05	8.576	EUR	0.00	7

## Company profile

### Company Logo



### Contact Details

CHINA MOBILE LTD.

--

60th Floor, The Center, 99 Queen's Road  
Central - - Hong Kong

Telefon: +852-3121-8888

Fax: +852-2511-9092

E-mail: -

### Company Profile

-

#### Members of Management Board

Biao He	Chairman of Managing Board
Jie Yang	Member of Executive Committee
Pizheng Li	Member of Executive Committee
Ronghua Li	Member of Executive Committee

#### Board of directors

Jie Yang	Chairman of Supervisory Board
Qiang Yang	Member of Supervisory Board
Ka Sze Lee	Member of Supervisory Board
Kin Wah Yiu	Member of Supervisory Board
May Yee Leung Ko	Member of Supervisory Board
Pizheng Li	Member of Supervisory Board
Rong Hua Li	Member of Supervisory Board