

## CHINA MOBILE LTD.

ISIN: **HK0941009539** WKN: -

## Overview

2024/07/16 19:30:27

Price  
8.973 EURDifference  0.00% (0.00)

## General attributes

ISIN HK0941009539  
 Symbol 941  
 Exchange Duesseldorf  
 Currency EUR  
 Sector Telecommunications  
 Security type Stock  
 Market cap (m) 185,492 EUR  
 Benchmark HANG SENG INDEX

## Market data

Bid (Bid size) -  
 Ask (Ask size) -  
 Open 9.01 EUR  
 High 9.02 EUR  
 Low 8.973 EUR  
 Close (prev. day) 8.973 EUR  
 VWAP -  
 Volume (pcs) 0  
 Trading volume 0.00  
 Number of trades 6  
 Last size 0

## Futures and Options

Related Futures -  
 Related Options -

5y











Information about previous performance does not guarantee future performance.  
 Source: FactSet

## Recent research

on instrument

on sector

Date	Headline	Download
2022/05/04	 Global Equity Ratings	
2022/05/04	 Aktienempfehlungen Global	
2022/04/27	 Global Equity Ratings	
2022/04/27	 Aktienempfehlungen Global	
2022/04/14	 Global Equity Ratings	

## Details

2024/07/16 19:30:27

## Price

8.973 EUR

Difference ➔ 0.00% (0.00)

## General attributes

ISIN	HK0941009539
Symbol	941
Exchange	Duesseldorf
Currency	EUR
Sector	Telecommunications
Security type	Stock
Market cap (m)	185,492 EUR
Benchmark	HANG SENG INDEX

## Market data

Bid (Bid size)	-
Ask (Ask size)	-
Open	9.01 EUR
High	9.02 EUR
Low	8.973 EUR
Close (prev. day)	8.973 EUR
VWAP	-
Volume (pcs)	0
Trading volume	0.00
Number of trades	6
Last size	0

## Performance and Risk

	6m	1y	3y
Perf (%)	+19.01%	+24.37%	+72.59%
Perf (abs.)	+1.43	+1.76	+3.77
Beta	0.36	1.60	0.43
Volatility	17.99	17.19	18.98

5y



Information about previous performance does not guarantee future performance.  
Source: FactSet

## Price data

Ø price 5 days   Ø volume 5 days (pcs.)	8.969 EUR (0)
Ø price 30 days   Ø volume 30 days (pcs.)	8.837 EUR (156)
Ø price 100 days   Ø volume 100 days (pcs.)	8.329 EUR (92)
Ø price 250 days   Ø volume 250 days (pcs.)	7.859 EUR (46)
YTD High   date	9.300 EUR (2024/07/03)
YTD Low   date	7.330 EUR (2024/01/22)
52 Weeks High   date	9.300 EUR (2024/07/03)
52 Weeks Low   date	7.015 EUR (2023/12/22)

## Arbitrage views

Exchange <span style="color: green;">⊕</span>	Date	Time	Price	Trading volume (mio.)	Number of trades
Stuttgart FXplus	2021/04/30	08:30	5.487 HKD	0.00	2
Stuttgart	2024/07/16	13:14	9.00 EUR	0.00	5
SIX Swiss Exchange	2020/02/10	17:36	8.30 CHF	0.00	1
Munich	2024/07/16	08:08	9.002 EUR	0.00	1
Hong Kong Stock	2024/07/16	10:08	76.80 HKD	-	-

Exchange	16					
Hanover	2024/07/16	08:48	9.008	EUR	0.00	3
Hamburg	2024/07/16	17:40	9.002	EUR	0.02	2
Frankfurt	2024/07/16	21:50	8.947	EUR	0.05	6
Duesseldorf	2024/07/16	19:30	8.973	EUR	0.00	6
Berlin	2024/07/16	21:05	9.046	EUR	0.00	7

## Company profile

### Company Logo



### Contact Details

CHINA MOBILE LTD.

--

60th Floor, The Center, 99 Queen's Road  
Central - - Hong Kong

Telefon: +852-3121-8888

Fax: +852-2511-9092

E-mail: -

### Company Profile

-

#### Members of Management Board

Biao He Chairman of Managing Board

Jie Yang Member of Executive  
Committee

Pizheng Li Member of Executive  
Committee

Ronghua Li Member of Executive  
Committee

#### Board of directors

Jie Yang Chairman of Supervisory  
Board

Qiang Yang Member of Supervisory  
Board

Ka Sze Lee Member of Supervisory  
Board

Kin Wah Yiu Member of Supervisory  
Board

May Yee Leung Ko Member of Supervisory  
Board

Pizheng Li Member of Supervisory  
Board

Rong Hua Li Member of Supervisory  
Board