

CHINA MOBILE LTD.

ISIN: **HK0941009539** WKN: -

Overview

2024/04/19 19:30:18

Price

8.145 EUR

Difference  0.49% (0.04)

General attributes

ISIN	HK0941009539
Symbol	941
Exchange	Duesseldorf
Currency	EUR
Sector	Telecommunications
Security type	Stock
Market cap (m)	169,469 EUR
Benchmark	HANG SENG INDEX

Market data

Bid (Bid size)	-
Ask (Ask size)	-
Open	8.213 EUR
High	8.22 EUR
Low	8.145 EUR
Close (prev. day)	8.105 EUR
VWAP	-
Volume (pcs)	0
Trading volume	0.00
Number of trades	5
Last size	0

Futures and Options

Related Futures	-
Related Options	-











5y



Information about previous performance does not guarantee future performance.

Source: FactSet

Recent research

on instrument		on sector	
Date		Headline	Download
2022/05/04		Global Equity Ratings	
2022/05/04		Aktienempfehlungen Global	
2022/04/27		Global Equity Ratings	
2022/04/27		Aktienempfehlungen Global	
2022/04/14		Global Equity Ratings	

Details

2024/04/19 19:30:18

Price

8.145 EUR

Difference ▲ 0.49% (0.04)

General attributes

ISIN	HK0941009539
Symbol	941
Exchange	Duesseldorf
Currency	EUR
Sector	Telecommunications
Security type	Stock
Market cap (m)	169,469 EUR
Benchmark	HANG SENG INDEX

Market data

Bid (Bid size)	-
Ask (Ask size)	-
Open	8.213 EUR
High	8.22 EUR
Low	8.145 EUR
Close (prev. day)	8.105 EUR
VWAP	-
Volume (pcs)	0
Trading volume	0.00
Number of trades	5
Last size	0

Performance and Risk

	6m	1y	3y
Perf (%)	+5.16%	+5.03%	+49.18%
Perf (abs.)	+0.40	+0.39	+2.69
Beta	0.36	0.85	0.41
Volatility	15.55	16.69	18.89

5y



Information about previous performance does not guarantee future performance.
Source: FactSet

Price data

Ø price 5 days Ø volume 5 days (pcs.)	8.122 EUR (140)
Ø price 30 days Ø volume 30 days (pcs.)	7.863 EUR (24)
Ø price 100 days Ø volume 100 days (pcs.)	7.643 EUR (41)
Ø price 250 days Ø volume 250 days (pcs.)	7.573 EUR (62)
YTD High date	8.220 EUR (2024/04/19)
YTD Low date	7.330 EUR (2024/01/22)
52 Weeks High date	8.220 EUR (2024/04/19)
52 Weeks Low date	7.015 EUR (2023/12/22)

All listings for CHINA MOBILE LTD.

Exchange 📍	Date	Time	Price	Trading volume (mio.)	Number of trades
Stuttgart FXplus	2021/04/30	08:30	5.487 HKD	0.00	2
Stuttgart	2024/04/19	21:52	8.184 EUR	0.00	5
SIX Swiss Exchange	2020/02/10	17:36	8.30 CHF	0.00	1
Munich	2024/04/19	16:48	8.21 EUR	0.01	3
Hong Kong Stock	2024/04/19	10:08	69.00 HKD	-	-

Exchange	19						
Hanover	2024/04/19	08:00	8.183	EUR	0.00		3
Hamburg	2024/04/19	08:00	8.183	EUR	0.00		1
Frankfurt	2024/04/19	17:04	8.20	EUR	0.23		12
Duesseldorf	2024/04/19	19:30	8.145	EUR	0.00		5
Berlin	2024/04/19	21:05	8.217	EUR	0.00		8

Company profile

Company Logo



Contact Details

CHINA MOBILE LTD.

--

60th Floor, The Center, 99 Queen's Road
Central - - Hong Kong

Telefon: +852-3121-8888

Fax: +852-2511-9092

E-mail: -

Company Profile

-

Members of Management Board

Xin Dong Chairman of Managing Board

Jie Yang Member of Executive
Committee

Pizheng Li Member of Executive
Committee

Ronghua Li Member of Executive
Committee

Board of directors

Jie Yang Chairman of Supervisory
Board

Qiang Yang Member of Supervisory
Board

Ka Sze Lee Member of Supervisory
Board

Kin Wah Yiu Member of Supervisory
Board

May Yee Leung Member of Supervisory
Ko Board

Pizheng Li Member of Supervisory
Board

Rong Hua Li Member of Supervisory
Board