

## CHINA MOBILE LTD.

ISIN: **HK0941009539** WKN: -

## Overview

2023/06/07 21:00:20

Price  
7.475 EURDifference  -2.99% (-0.23)

## General attributes

ISIN	HK0941009539
Symbol	941
Exchange	Duesseldorf
Currency	EUR
Sector	Telecommunications
Security type	Stock
Market cap (m)	154,237 EUR
Benchmark	HANG SENG INDEX

## Market data

Bid (Bid size)	-
Ask (Ask size)	-
Open	7.355 EUR
High	7.475 EUR
Low	7.355 EUR
Close (prev. day)	7.705 EUR
VWAP	-
Volume (pcs)	0
Trading volume	0.00
Number of trades	12
Last size	0

## Futures and Options






Related Futures	-
Related Options	-

5y



Information about previous performance does not guarantee future performance.  
Source: FactSet

## Recent research

on instrument		on sector	
Date		Headline	Download
2022/05/04		Global Equity Ratings	
2022/05/04		Aktienempfehlungen Global	
2022/04/27		Global Equity Ratings	
2022/04/27		Aktienempfehlungen Global	
2022/04/14		Global Equity Ratings	

## Details

2023/06/07 21:00:20

## Price

7.475 EUR

Difference ▼ -2.99% (-0.23)

## General attributes

ISIN	HK0941009539
Symbol	941
Exchange	Duesseldorf
Currency	EUR
Sector	Telecommunications
Security type	Stock
Market cap (m)	154,237 EUR
Benchmark	HANG SENG INDEX

## Market data

Bid (Bid size)	-
Ask (Ask size)	-
Open	7.355 EUR
High	7.475 EUR
Low	7.355 EUR
Close (prev. day)	7.705 EUR
VWAP	-
Volume (pcs)	0
Trading volume	0.00
Number of trades	12
Last size	0

## Performance and Risk

	6m	1y	3y
Perf (%)	+21.13%	+27.13%	+19.71%
Perf (abs.)	+1.30	+1.60	+1.23
Beta	0.52	0.33	0.43
Volatility	20.03	18.84	23.66

5y



Information about previous performance does not guarantee future performance.

Source: FactSet

## Price data

Ø price 5 days   Ø volume 5 days (pcs.)	7.570 EUR (0)
Ø price 30 days   Ø volume 30 days (pcs.)	7.627 EUR (18)
Ø price 100 days   Ø volume 100 days (pcs.)	7.255 EUR (117)
Ø price 250 days   Ø volume 250 days (pcs.)	6.640 EUR (152)
YTD High   date	7.890 EUR (2023/05/08)
YTD Low   date	6.191 EUR (2023/01/02)
52 Weeks High   date	7.890 EUR (2023/05/08)
52 Weeks Low   date	5.810 EUR (2022/06/24)

## All listings for CHINA MOBILE LTD.

Exchange	Date	Time	Price	Trading volume (mio.)	Number of trades
Tradegate	2021/03/29	22:26	5.61 EUR	0.35	55
Stuttgart FXplus	2021/04/30	08:30	5.487 HKD	0.00	2
Stuttgart	2023/06/07	11:40	7.60 EUR	0.00	4
SIX Swiss Exchange	2020/02/10	17:36	8.30 CHF	0.00	1
Munich	2023/06/07	08:07	7.495 EUR	0.00	1

	07						
Hong Kong Stock Exchange	2023/06/08	04:45	63.25 HKD	-			-
Hanover	2023/06/07	08:22	7.44 EUR	0.00			1
Hamburg	2023/06/07	08:22	7.44 EUR	0.00			1
Frankfurt	2023/06/07	17:12	7.47 EUR	0.05			8
Duesseldorf	2023/06/07	21:00	7.475 EUR	0.00			12
Berlin	2023/06/07	21:05	7.54 EUR	0.00			7

## Company profile

### Company Logo



### Contact Details

CHINA MOBILE LTD.

--

60th Floor, The Center, 99 Queen's Road  
Central -- Hong Kong

Telefon: +852-3121-8888

Fax: +852-2511-9092

E-mail: -

### Company Profile

-

#### Members of Management Board

Dong Xin Chairman of Managing Board

Li Ronghua Member of Executive Committee

Wang Yuhang Member of Executive Committee

Yang Jie Member of Executive Committee

#### Board of directors

Jie Yang Chairman of Supervisory Board

Qiang Yang Member of Supervisory Board

Ka Sze Lee Member of Supervisory Board

Kin Wah Yiu Member of Supervisory Board

May Yee Leung Ko Member of Supervisory Board

Pizheng Li Member of Supervisory Board

Rong Hua Li Member of Supervisory Board