

# SWISS FRANC / TURKISH LIRA (CHF/TRY)

2024/05/21 21:59:58

**Price**

**35.34851** TRY

1 CHF = 35.34851 TRY  
1 TRY = 0.02829 CHF

**Difference**

 -0.08%  
(-0.03)

**General attributes**

Exchange rate	-
Exchange	OTCD FX Premium
Security type	Currency

**Market data**

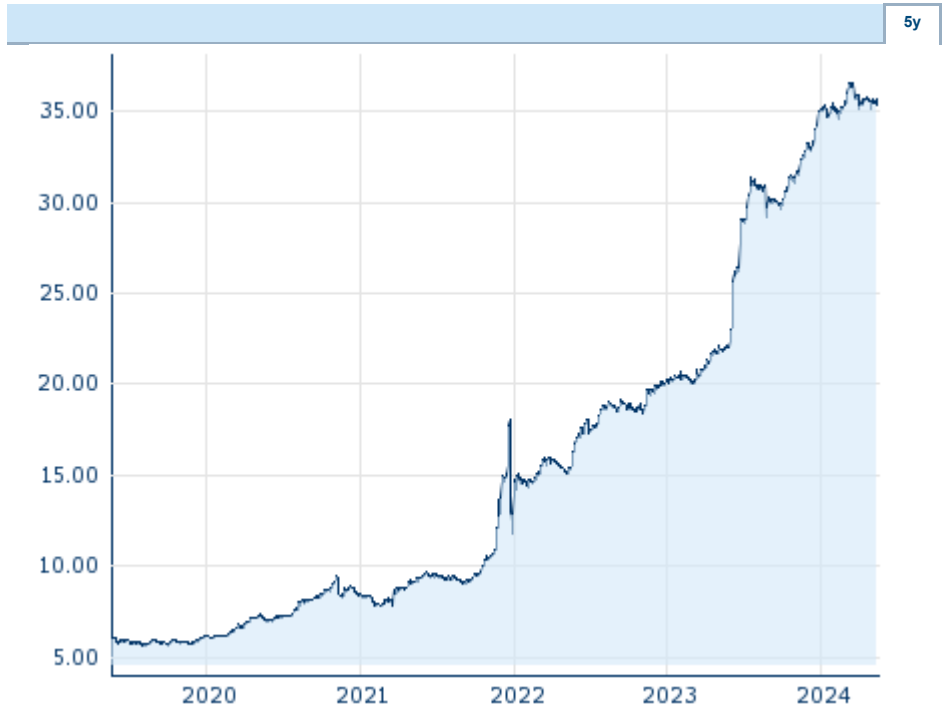
Open	35.3685 TRY
High	35.45402 TRY
Low	35.3064 TRY
Close (prev. day)	35.3782 TRY

**Performance and Risk**

	6m	1y	3y
Perf (%)	+8.65%	+60.71%	+279.13%
Perf (abs.)	+2.82	+13.37	+26.05
Beta	-	-	-
Volatility	7.55	12.89	20.51

**Futures and Options**

Related Futures	-
Related Options	-












Information about previous performance does not guarantee future performance.  
Source: FactSet

**Price data**

Ø price 5 days   Ø volume 5 days (pcs.)	35.45223 TRY (0)
Ø price 30 days   Ø volume 30 days (pcs.)	35.56134 TRY (0)
Ø price 100 days   Ø volume 100 days (pcs.)	35.61946 TRY (0)
Ø price 250 days   Ø volume 250 days (pcs.)	33.91183 TRY (0)
YTD High   date	36.75786 TRY (2024/03/21)
YTD Low   date	34.41140 TRY (2024/01/23)
52 Weeks High   date	36.75786 TRY (2024/03/21)
52 Weeks Low   date	21.94170 TRY (2023/05/24)

**Recent research**

on instrument	on market		
Date		Headline	Download
2024/05/08		Marktkommentar	
2024/05/02		FX markets reflect uncertain interest rate outlook	
2024/05/02		FX-Märkte spiegeln unsicheres Zinsumfeld wider	
2024/04/26		Aktienempfehlungen Global	
2024/04/03		Aktienempfehlungen Global	