

# EURO / SOUTH AFRICAN RAND (EUR/ZAR)

2024/04/28 01:24:05

**Price**

**20.0763 ZAR**

1 EUR = 20.0763 ZAR

1 ZAR = 0.04978 EUR

**Difference**

 -0.06%  
(-0.01)

**General attributes**

Exchange rate	-
Exchange	OTCD FX Premium
Security type	Currency

**Market data**

Open	20.0763 ZAR
High	20.0763 ZAR
Low	20.0763 ZAR
Close (prev. day)	20.0888 ZAR

**Performance and Risk**

	6m	1y	3y
Perf (%)	+0.45%	-0.91%	+16.54%
Perf (abs.)	+0.09	-0.18	+2.85
Beta	-	-	-
Volatility	9.14	10.41	10.87

**Futures and Options**

Related Futures	-
Related Options	-

5y












Information about previous performance does not guarantee future performance.  
Source: FactSet

**Price data**

Ø price 5 days   Ø volume 5 days (pcs.)	20.3859 ZAR (0)
Ø price 30 days   Ø volume 30 days (pcs.)	20.2682 ZAR (0)
Ø price 100 days   Ø volume 100 days (pcs.)	20.4376 ZAR (0)
Ø price 250 days   Ø volume 250 days (pcs.)	20.2962 ZAR (0)
YTD High   date	20.9847 ZAR (2024/02/26)
YTD Low   date	19.8504 ZAR (2024/03/31)
52 Weeks High   date	21.3323 ZAR (2023/05/12)
52 Weeks Low   date	19.3421 ZAR (2023/07/31)

**Recent research**

on instrument	on market		
Date		Headline	Download
2024/04/26		Equity Weekly	
2024/04/26		Week Ahead	
2024/04/26		Wochenausblick	
2024/04/26		Global Equity Ratings	
2024/04/26		Aktienempfehlungen Global	