

# EURO / SOUTH AFRICAN RAND (EUR/ZAR)

2024/04/26 18:46:02

**Price**

**20.13273** ZAR

1 EUR = 20.13273 ZAR  
1 ZAR = 0.04980 EUR

**Difference**

 **-1.34%**  
**(-0.27)**

**General attributes**

Exchange rate -  
Exchange OTCD FX Premium  
Security type Currency

**Market data**

Open 20.40599 ZAR  
High 20.4868 ZAR  
Low 20.0306 ZAR  
Close (prev. day) 20.40647 ZAR

**Performance and Risk**

	6m	1y	3y
Perf (%)	+0.97%	+1.45%	+18.26%
Perf (abs.)	+0.20	+0.29	+3.15
Beta	-	-	-
Volatility	8.96	10.34	10.84

**Futures and Options**

Related Futures -  
Related Options -

5y












Information about previous performance does not guarantee future performance.  
Source: FactSet

**Price data**

Ø price 5 days   Ø volume 5 days (pcs.)	20.43633 ZAR (0)
Ø price 30 days   Ø volume 30 days (pcs.)	20.28072 ZAR (0)
Ø price 100 days   Ø volume 100 days (pcs.)	20.44445 ZAR (0)
Ø price 250 days   Ø volume 250 days (pcs.)	20.29845 ZAR (0)
YTD High   date	20.98470 ZAR (2024/02/26)
YTD Low   date	19.85040 ZAR (2024/03/31)
52 Weeks High   date	21.33230 ZAR (2023/05/12)
52 Weeks Low   date	19.34210 ZAR (2023/07/31)

**Recent research**

on instrument	on market		
Date		Headline	Download
2024/04/26		Equity Weekly	
2024/04/26		Week Ahead	
2024/04/26		Wochenausblick	
2024/04/26		Global Equity Ratings	
2024/04/26		Aktienempfehlungen Global	