

CANADIAN DOLLAR / NORWEGIAN KRONER (CAD/NOK)

2024/05/09 09:53:44

Price

7.9436 NOK

1 CAD = 7.9436 NOK

1 NOK = 0.1248 CAD

Difference

 0.03%
(0.00)

General attributes

Exchange rate

-

Exchange

OTCD FX Premium

Security type

Currency

Market data

Open

7.9415 NOK

High

7.9497 NOK

Low

7.9344 NOK

Close (prev. day)

7.9411 NOK

Performance and Risk

	6m	1y	3y
Perf (%)	-1.97%	+1.13%	+17.33%
Perf (abs.)	-0.16	+0.09	+1.17
Beta	-	-	-
Volatility	8.06	8.16	8.49

Futures and Options

Related Futures

-

Related Options

-



5y

Information about previous performance does not guarantee future performance.










Source: FactSet

Price data

Ø price 5 days Ø volume 5 days (pcs.)	7.9397 NOK (0)
Ø price 30 days Ø volume 30 days (pcs.)	7.9752 NOK (0)
Ø price 100 days Ø volume 100 days (pcs.)	7.8837 NOK (0)
Ø price 250 days Ø volume 250 days (pcs.)	7.8945 NOK (0)
YTD High date	8.0834 NOK (2024/05/01)
YTD Low date	7.6597 NOK (2024/01/02)
52 Weeks High date	8.3006 NOK (2023/06/06)
52 Weeks Low date	7.5407 NOK (2023/08/10)

Recent research

on market

Date	Headline	Download
2024/05/08	 Marktkommentar	
2024/05/06	 Anzeichen für eine wirtschaftliche Wende?	
2024/05/06	 Mixed data on retail sales and industrial output	
2024/05/02	 FX markets reflect uncertain interest rate outlook	
2024/05/02	 FX-Märkte spiegeln unsicheres Zinsumfeld wider	