

CANADIAN DOLLAR / HONGKONG-DOLLAR (CAD/HKD)

2024/05/08 18:45:16

Price

5.69268 HKD

1 CAD = 5.69268 HKD

1 HKD = 0.17547 CAD

Difference

 -0.03%
(-0.00)

General attributes

Exchange rate

-

Exchange

OTCD FX Premium

Security type

Currency

Market data

Open 5.69435 HKD

High 5.69875 HKD

Low 5.6799 HKD

Close (prev. day) 5.69436 HKD

Performance and Risk

| | 6m | 1y | 3y |
|-------------|--------|--------|---------|
| Perf (%) | +0.27% | -2.90% | -10.96% |
| Perf (abs.) | +0.02 | -0.17 | -0.70 |
| Beta | - | - | - |
| Volatility | 4.36 | 4.51 | 5.90 |

Futures and Options

Related Futures

-

Related Options

-



5y










Information about previous performance does not guarantee future performance.

Source: FactSet

Price data

| | |
|---|--------------------------|
| Ø price 5 days Ø volume 5 days (pcs.) | 5.70575 HKD (0) |
| Ø price 30 days Ø volume 30 days (pcs.) | 5.71055 HKD (0) |
| Ø price 100 days Ø volume 100 days (pcs.) | 5.76491 HKD (0) |
| Ø price 250 days Ø volume 250 days (pcs.) | 5.76534 HKD (0) |
| YTD High date | 5.90669 HKD (2024/01/02) |
| YTD Low date | 5.65600 HKD (2024/04/16) |
| 52 Weeks High date | 5.97084 HKD (2023/06/27) |
| 52 Weeks Low date | 5.61160 HKD (2023/11/01) |

Recent research

| on market | | |
|------------|--|---|
| Date | Headline | Download |
| 2024/05/08 |  Marktkommentar |  |
| 2024/05/06 |  Anzeichen für eine wirtschaftliche Wende? | |
| 2024/05/06 |  Mixed data on retail sales and industrial output |  |
| 2024/05/02 |  FX markets reflect uncertain interest rate outlook |  |
| 2024/05/02 |  FX-Märkte spiegeln unsicheres Zinsumfeld wider |  |