

EUR INT RATE SWAP (ANN/6MO) EURIBOR 14 YEARS

ISIN: -

2024/05/06 20:45:18

Price

2.7563 %

Difference  -0.04 (-4 Bp)

General attributes

ISIN	-
Symbol	-.OTD
Exchange	OTC Data Services
Security type	Interest rate

Market data

Open	2.7960%
Close (prev. day)	2.7960%

Performance and Risk

	6m	1y	3y
Perf (%)	-12.72%	-6.11%	+808.68%
Perf (abs.)	-0.41	-0.18	+2.49
Beta	-	-	-
Volatility	24.94	24.06	129.30

Futures and Options

Related Futures	-
Related Options	-

5y








Information about previous performance does not guarantee future performance.
Source: FactSet

Price data

Ø price 5 days Ø volume 5 days (pcs.)	2.8046 % (0)
Ø price 30 days Ø volume 30 days (pcs.)	2.7835 % (0)
Ø price 100 days Ø volume 100 days (pcs.)	2.7214 % (0)
Ø price 250 days Ø volume 250 days (pcs.)	2.9150 % (0)
YTD High date	2.9580 % (2024/04/25)
YTD Low date	2.4580 % (2024/01/04)
52 Weeks High date	3.6240 % (2023/10/04)
52 Weeks Low date	2.3955 % (2023/12/27)

Recent research

on market		
Date	Headline	Download
2024/05/06	 Anzeichen für eine wirtschaftliche Wende?	
2024/05/06	 Unfavorable factors behind the shiny figure	
2024/05/06	 Mixed data on retail sales and industrial output	
2024/05/03	 Week Ahead	
2024/05/03	 Wochenausblick	