


EUR INT RATE SWAP (ANN/6MO) EURIBOR 13 YEARS

ISIN: -










2024/04/25 22:25:18			
Price	2.9430 %		
Difference		0.06 (6 Bp)	
General attributes			
ISIN	-		
Symbol	-.OTD		
Exchange	OTC Data Services		
Security type	Interest rate		
Market data			
Open	2.8827%		
Close (prev. day)	2.8827%		
Performance and Risk			
	6m	1y	3y
Perf (%)	-16.44%	-7.69%	+1,039.41%
Perf (abs.)	-0.57	-0.24	+2.63
Beta	-	-	-
Volatility	25.99	25.36	160.20
Futures and Options			
Related Futures	-		
Related Options	-		



Information about previous performance does not guarantee future performance.
Source: FactSet

Price data	
Ø price 5 days Ø volume 5 days (pcs.)	2.8121 % (0)
Ø price 30 days Ø volume 30 days (pcs.)	2.7033 % (0)
Ø price 100 days Ø volume 100 days (pcs.)	2.7022 % (0)
Ø price 250 days Ø volume 250 days (pcs.)	2.9209 % (0)
YTD High date	2.9210 % (2024/04/24)
YTD Low date	2.4380 % (2024/01/04)
52 Weeks High date	3.6200 % (2023/10/04)
52 Weeks Low date	2.3755 % (2023/12/27)

Recent research

on market			
Date		Headline	Download
2024/04/24		Credit Markets Weekly	
2024/04/24		Credit Markets Weekly (DE)	
2024/04/24		Corporate Credit Monitor Austria	
2024/04/23		MNB slowed the pace of rate cuts in April	
2024/04/23		As it was promised: MNB reduced the pace	