

EUR INT RATE SWAP (ANN/6MO) 30 YEARS

ISIN: -

2021/05/07 05:08:02

Price
0.5170 %

Difference  0.01 (1 Bp)

General attributes

ISIN	-
Symbol	-.OTD
Exchange	OTC Data Services
Security type	Interest rate

Market data

Open	0.5080%
Close (prev. day)	0.5080%

Performance and Risk

	6m	1y	3y
Perf (%)	+5,180.00%	+1,370.00%	-66.40%
Perf (abs.)	+0.52	+0.55	-1.00
Beta	-	-	-
Volatility	-	-	-

Futures and Options

Related Futures	-
Related Options	-

5y









Information about previous performance does not guarantee future performance.
Source: FactSet

Price data

Ø price 5 days Ø volume 5 days (pcs.)	0.5236 EUR (0)
Ø price 30 days Ø volume 30 days (pcs.)	0.4641 EUR (0)
Ø price 100 days Ø volume 100 days (pcs.)	0.2268 EUR (0)
Ø price 250 days Ø volume 250 days (pcs.)	0.0865 EUR (0)
YTD High date	0.5810 EUR (2021/05/03)
YTD Low date	-0.0900 EUR (2021/01/04)
52 Weeks High date	0.5810 EUR (2021/05/03)
52 Weeks Low date	-0.1300 EUR (2020/08/05)

Recent research

on market			
Date		Headline	Download
2021/05/06		The CNB may raise rates soon	
2021/05/06		Unchanged monetary policy	
2021/05/06		Mixed retail sales figures published for March	
2021/05/06		Strong retail sales for non-food items	
2021/05/06		Industry jumped, as expected	