

# CHF INT RATE SWAP (ANN/6MO) CHF SARON 8 YEARS

ISIN: -






2024/04/29 12:40:26			
<b>Price</b>	<b>1.1288 %</b>		
<b>Difference</b>		<b>-0.04 (-4 Bp)</b>	
<b>General attributes</b>			
ISIN	-		
Symbol	-.OTD		
Exchange	OTC Data Services		
Security type	Interest rate		
<b>Market data</b>			
Open	1.1663%		
Close (prev. day)	1.1688%		
<b>Performance and Risk</b>			
	<b>6m</b>	<b>1y</b>	<b>3y</b>
Perf (%)	-20.83%	-37.41%	+992.21%
Perf (abs.)	-0.31	-0.70	+1.30
Beta	-	-	-
Volatility	43.89	38.98	332.07
<b>Futures and Options</b>			
Related Futures	-		
Related Options	-		



Information about previous performance does not guarantee future performance.  
Source: FactSet

<b>Price data</b>	
Ø price 5 days   Ø volume 5 days (pcs.)	1.1863 % (0)
Ø price 30 days   Ø volume 30 days (pcs.)	1.1511 % (0)
Ø price 100 days   Ø volume 100 days (pcs.)	1.1617 % (0)
Ø price 250 days   Ø volume 250 days (pcs.)	1.3372 % (0)
YTD High   date	1.3200 % (2024/01/05)
YTD Low   date	1.0588 % (2024/03/07)
52 Weeks High   date	2.0175 % (2023/06/16)
52 Weeks Low   date	0.2525 % (2023/06/29)

**Recent research**

<b>on market</b>		
Date	Headline	Download
2024/04/29	 Wie reagiert die Fed auf die jüngsten Daten?	
2024/04/29	 Focus on GDP data and central bank meeting in Czec...	
2024/04/26	 Week Ahead	
2024/04/26	 Wochenausblick	
2024/04/24	 Credit Markets Weekly	