


USD INT RATE SWAP (ANN/3MO) USD LIBOR 9 YEARS

ISIN: -









2024/04/24 17:15:32			
Price	4.5425 %		
Difference		0.06 (6 Bp)	
General attributes			
ISIN	-		
Symbol	-.OTD		
Exchange	OTC Data Services		
Security type	Interest rate		
Market data			
Open	4.4790%		
Close (prev. day)	4.4790%		
Performance and Risk			
	6m	1y	3y
Perf (%)	-6.08%	+26.35%	+231.53%
Perf (abs.)	-0.29	+0.93	+3.13
Beta	-	-	-
Volatility	36.54	37.27	50.94
Futures and Options			
Related Futures	-		
Related Options	-		



Information about previous performance does not guarantee future performance.
Source: FactSet

Price data	
Ø price 5 days Ø volume 5 days (pcs.)	4.3612 % (0)
Ø price 30 days Ø volume 30 days (pcs.)	4.2928 % (0)
Ø price 100 days Ø volume 100 days (pcs.)	4.1320 % (0)
Ø price 250 days Ø volume 250 days (pcs.)	4.2130 % (0)
YTD High date	4.5723 % (2024/04/16)
YTD Low date	3.6780 % (2024/02/01)
52 Weeks High date	4.9278 % (2023/10/23)
52 Weeks Low date	3.2720 % (2023/05/03)

Recent research

on market			
Date		Headline	Download
2024/04/24		Credit Markets Weekly	
2024/04/24		Credit Markets Weekly (DE)	
2024/04/24		Corporate Credit Monitor Austria	
2024/04/23		MNB slowed the pace of rate cuts in April	
2024/04/23		As it was promised: MNB reduced the pace	