

EUR INT RATE SWAP (ANN/6MO) EURIBOR 9 YEARS

ISIN: -

2024/04/20 06:46:01

Price
2.7970 %

Difference  0.00 (0 Bp)

General attributes

ISIN -
Symbol -.OTD
Exchange OTC Data Services
Security type Interest rate

Market data

Open 2.7970%
Close (prev. day) 2.7970%

Performance and Risk

	6m	1y	3y
Perf (%)	-19.07%	-9.48%	+12,060.87%
Perf (abs.)	-0.66	-0.29	+2.77
Beta	-	-	-
Volatility	24.13	25.18	552.02

Futures and Options

Related Futures -
Related Options -

5y









Information about previous performance does not guarantee future performance.
Source: FactSet

Price data

Ø price 5 days Ø volume 5 days (pcs.)	2.7780 % (0)
Ø price 30 days Ø volume 30 days (pcs.)	2.6598 % (0)
Ø price 100 days Ø volume 100 days (pcs.)	2.6656 % (0)
Ø price 250 days Ø volume 250 days (pcs.)	2.8852 % (0)
YTD High date	2.8290 % (2024/04/17)
YTD Low date	2.3907 % (2024/01/04)
52 Weeks High date	3.5560 % (2023/10/04)
52 Weeks Low date	2.3395 % (2023/12/27)

Recent research

on market			
Date		Headline	Download
2024/04/19		Week Ahead	
2024/04/19		Wochenausblick	
2024/04/18		CEE corporate bond rally	
2024/04/18		Die Rally bei CEE-Corporate Bonds	
2024/04/18		HDZ relative winner of elections	