

# EUR INT RATE SWAP (ANN/6MO) EURIBOR 7 YEARS

ISIN: -

2024/05/06 21:37:00

Price  
**2.7700 %**

Difference  **-0.03 (-3 Bp)**

### General attributes

ISIN	-
Symbol	-.OTD
Exchange	OTC Data Services
Security type	Interest rate

### Market data

Open	2.7980%
Close (prev. day)	2.7980%

### Performance and Risk

	6m	1y	3y
Perf (%)	-9.30%	-4.34%	+2,235.88%
Perf (abs.)	-0.29	-0.13	+2.93
Beta	-	-	-
Volatility	24.19	24.60	394.93

### Futures and Options

Related Futures	-
Related Options	-

5y








Information about previous performance does not guarantee future performance.  
Source: FactSet

### Price data

Ø price 5 days   Ø volume 5 days (pcs.)	2.8184 % (0)
Ø price 30 days   Ø volume 30 days (pcs.)	2.7901 % (0)
Ø price 100 days   Ø volume 100 days (pcs.)	2.7005 % (0)
Ø price 250 days   Ø volume 250 days (pcs.)	2.8626 % (0)
YTD High   date	2.9500 % (2024/04/25)
YTD Low   date	2.3597 % (2024/01/04)
52 Weeks High   date	3.5240 % (2023/10/04)
52 Weeks Low   date	2.3240 % (2023/12/27)

### Recent research

on market		
Date	Headline	Download
2024/05/06	 Anzeichen für eine wirtschaftliche Wende?	
2024/05/06	 Unfavorable factors behind the shiny figure	
2024/05/06	 Mixed data on retail sales and industrial output	
2024/05/03	 Week Ahead	
2024/05/03	 Wochenausblick	