


EUR INT RATE SWAP (ANN/6MO) EURIBOR 5 YEARS

ISIN: -



2024/04/30 17:18:29			
Price	2.9570 %		
Difference		0.06 (6 Bp)	
General attributes			
ISIN	-		
Symbol	-.OTD		
Exchange	OTC Data Services		
Security type	Interest rate		
Market data			
Open	2.8980%		
Close (prev. day)	2.8980%		
Performance and Risk			
	6m	1y	3y
Perf (%)	-11.94%	-4.58%	+1,142.45%
Perf (abs.)	-0.39	-0.14	+3.18
Beta	-	-	-
Volatility	24.27	24.56	244.40
Futures and Options			
Related Futures	-		
Related Options	-		



Information about previous performance does not guarantee future performance.
Source: FactSet

Price data	
Ø price 5 days Ø volume 5 days (pcs.)	2.9428 % (0)
Ø price 30 days Ø volume 30 days (pcs.)	2.8205 % (0)
Ø price 100 days Ø volume 100 days (pcs.)	2.7422 % (0)
Ø price 250 days Ø volume 250 days (pcs.)	2.9089 % (0)
YTD High date	3.0160 % (2024/04/25)
YTD Low date	2.3570 % (2024/01/04)
52 Weeks High date	3.5390 % (2023/09/28)
52 Weeks Low date	2.3400 % (2023/12/27)

Recent research

on market			
Date		Headline	Download
2024/04/30		Credit Markets Weekly	
2024/04/30		Credit Markets Weekly (DE)	
2024/04/30		AT: Economy recovers, inflation eases	
2024/04/30		-	
2024/04/30		1Q24 GDP beats expectations	